

Performance & Quality Improvement (PQI) Report

Data for week ended Sunday, February 23, 2025



Mission

Improving safety, permanency and well-being for all children in Polk, Highlands, and Hardee Counties

Vision

To eliminate child abuse and neglect in Polk, Highlands, and Hardee Counties



Community Based Care Lead Agency Scorecard

FY 24-25, Quarter 2 Performance

CBC Lead Agency Scorecard Performance Table	Safety	Permanency	Permanency	Permanency	Permanency	Safety	Safety	Well-Being	Permanency	Permanency	Permanency
Measures	1. Children with no recurrence of verified maltreatment within 12 months of a prior verified maltreatment	2.Children achieving permanency within 12 months of entering care.	3. Children achieving permanency within 12 months for children in Out-of-home care between 12 and 23 months.	4. Children achieving permanency within 12 months for children in out-of-home care for 24 months or more	5. Children who do not re-enter foster care within 12 months of moving to a permanent home.	6. Rate of children not abused or neglected while in out-of-home care.	7. Percent of children not abused or neglected while receiving in-home services.	8. Percent of children under supervision who are seen every 30 days.	9. Rate of children's placement moves per 1,000 days in foster care.	10. Percent of children placed with relatives or nonrelatives.	11. Percent of sibling groups where all siblings are placed together.
Quarterly Scheduled FSN Listing Report #	1229	1159	1160	1237	1162	1272	1156	1158	1161	1325	1166
Standard	90.3%	35.2%	43.8%	37.9%	94.4%	< 9.07	95.0%	99.5%	< 4.50	60.0%	65.0%
Reporting Period	10/01/22 to 09/30/23	01/01/23 to 12/31/23	01/01/24	01/01/24	01/01/22 to 12/31/22	10/01/23 to 09/30/24	10/01/23 to 09/30/24	01/01/24	01/01/24	12/31/24	12/31/24
ChildNet-Broward	93.68%	35.82%	56.13%	34.71%	94.97%	6.45	96.60%	99.75%	4.04	52.01%	62.24%
ChildNet-Palm Beach	95.13%	41.99%	61.06%	38.30%	92.27%	4.88	96.87%	99.86%	3.47	51.32%	65.87%
Childrens Network of SW Florida	95.47%	44.22%	63.12%	53.15%	94.47%	4.46	97.58%	99.92%	5.78	51.62%	62.43%
Childrens Network-Hillsborough	93.41%	19.36%	40.76%	47.80%	96.60%	5.07	97.72%	99.61%	4.71	51.74%	56.35%
Citrus Health Network	94.72%	21.76%	46.69%	41.38%	89.78%	5.95	98.54%	99.82%	5.30	50.83%	63.57%
Communities Connected for Kids	91.28%	34.74%	63.64%	43.55%	92.91%	12.49	95.37%	99.96%	4.12	51.46%	66.25%
Community Partnership for Children	95.11%	25.37%	60.82%	45.49%	93.98%	6.21	97.72%	99.82%	4.05	40.90%	51.64%
Family Integrity Program	95.81%	30.30%	62.50%	58.33%	87.50%	11.02	96.94%	99.85%	3.48	53.66%	66.67%
Family Partnerships of Central Florida	93.65%	24.69%	51.03%	50.22%	91.16%	7.73	95.32%	99.57%	3.88	53.23%	56.09%
Family Support Services of North Fla	95.66%	25.79%	56.82%	42.39%	95.05%	3.70	97.92%	99.68%	5.15	40.06%	43.50%
FSS Suncoast	94.69%	32.29%	50.52%	51.56%	92.93%	4.53	95.10%	99.77%	4.29	42.83%	56.63%
Heartland for Children	93.84%	36.69%	44.74%	46.58%	95.24%	3.87	97.65%	99.80%	3.20	65.25%	57.95%
Kids Central, Inc.	95.98%	27.12%	38.99%	40.57%	89.36%	3.70	96.99%	99.52%	7.30	54.43%	62.17%
Kids First of Florida, Inc.	96.15%	25.68%	53.85%	46.00%	100.00%	3.31	100.00%	99.62%	3.82	52.63%	47.50%
NWF Health Network - East	92.80%	36.85%	49.79%	51.40%	92.64%	5.65	96.39%	99.88%	4.87	53.36%	59.75%
NWF Health Network - West	91.42%	31.76%	54.30%	49.81%	92.70%	9.03	94.44%	99.83%	6.48	48.58%	53.94%
Partnership for Strong Families	94.91%	26.63%	57.31%	50.20%	93.75%	6.06	96.91%	99.68%	4.02	48.79%	52.35%
Safe Children Coalition	95.06%	35.10%	57.59%	47.40%	89.37%	6.81	97.61%	99.59%	4.02	54.75%	65.25%
Statewide	94.03%	30.74%	51.40%	46.91%	92.85%	5.76	96.74%	99.10%	4.77	51.20%	58.16%

Contract Measure – Children Seen Every Thirty Days

Percent of children under supervision who are required to be seen every 30 days – Target = 99.5%

Previous Month		
Scorecard Measure #4 - Children Under Supervision Who Are Seen Every Thirty Days		
January 2025 as of 02/09/2025		
Report Date Range: 01/01/2025 to 01/31/2025		
Agency	# of Children <u>Not</u> seen in 30 days	% of Children seen timely
CHS	4	99.83% ★
LSF	1	99.99% ★
OHU	4	99.93% ★
NTF	4	99.85% ★
HFC	13	99.92% ★
Statewide		99.77%
Source Monthly: "Children Under Supervision Who Are Seen Every Thirty Days - Report #1144"		
Target of 99.5%		

Current Month		
Scorecard Measure #4 - Children Under Supervision Who Are Seen Every Thirty Days		
February 2025 as of 02/23/2025		
Report Date Range: 02/01/2025 to 02/28/2025		
Agency	# of Children <u>Not</u> seen in 30 days	% of Children seen timely
CHS	6	99.77% ★
LSF	0	100.00% ★
OHU	3	99.98% ★
NTF	0	100.00% ★
HFC	9	99.93% ★
Statewide		99.80%
Source Monthly: "Children Under Supervision Who Are Seen Every Thirty Days - Report #1144"		
Target of 99.5%		

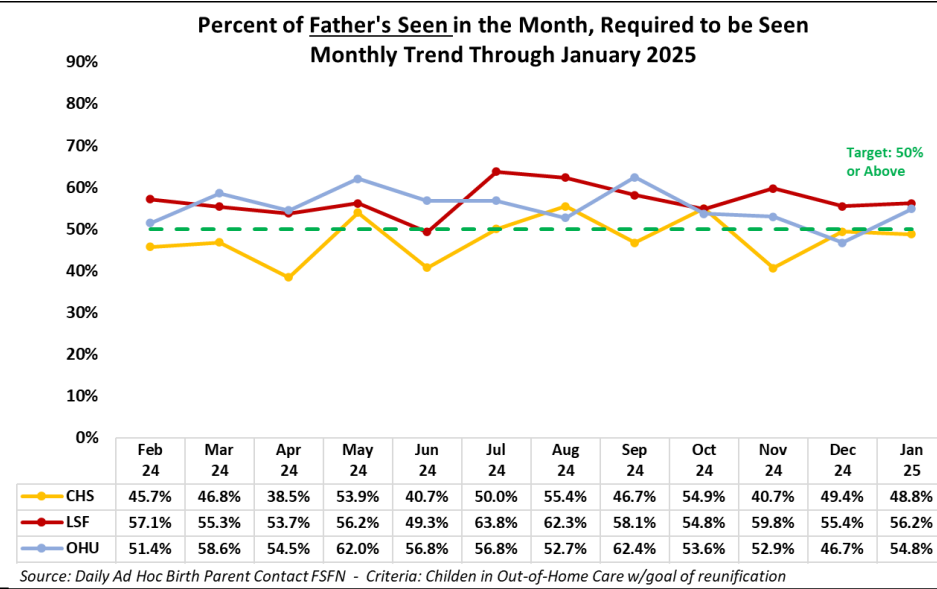
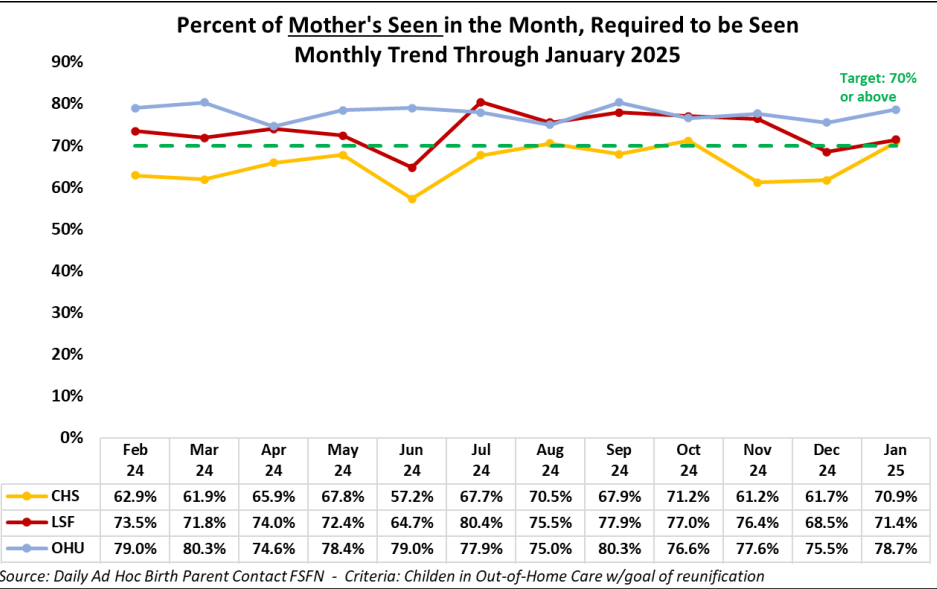
Monthly Birth Parent Contacts

Target = 70% Mothers and 50% Fathers - seen monthly

Current
Month

Birth Parent Contact Completed						
February 2025 as of 02/23/2025 (Point in Time)						
AGENCY	# Moms Required	# Moms Completed	Mom % Completed	# Dads Required	# Dads Completed	Dad % Completed
CHS	114	42	36.8%	87	9	10.3%
LSF	150	87	58.0%	107	46	43.0%
OHU	151	79	52.3%	109	42	38.5%
TOTAL	415	208	50.1%	303	97	32.0%
Criteria: Childen in Out-of-Home Care w/goal of reunification						
Source: Daily Ad Hoc Birth Parent Contact FSN			Mothers Seen Target: 70%			
			Fathers Seen Target: 50%			

- Mother Contact, Target is 70% or above
- Father Contact, Target is 50% or above



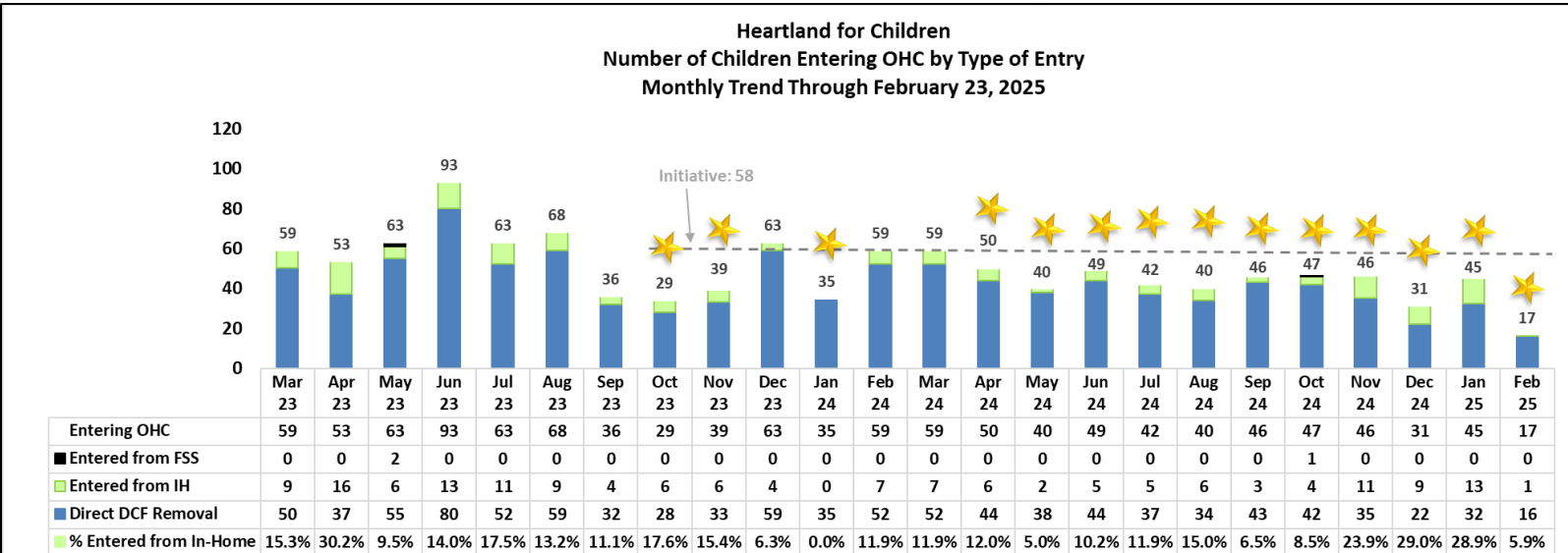
Case Transfer Staffing Data

Case Transfer Data For Fiscal Year 2023/24 - Data as of 02/21/2025

	JUL	AUG	SEPT	OCT	NOV	DEC	JAN	FEB	MAR	APR	MAY	JUN	24-25 Totals	23-24 Totals	22-23 Totals	21-22 Totals	20-21 Totals	19-20 Totals		JUL	AUG	SEPT	OCT	NOV	DEC	JAN	FEB	MAR	APR	MAY	JUN	24-25 Totals	23-24 Totals	22-23 Totals	21-22 Totals	20-21 Totals	19-20 Totals	
Number of Children																			NON-JUDICIAL IN HOME SERVICES																			
CHS	17	13	6	17	10	10	15	5	0	0	0	0	93	204	347	358	426	414	CHS	0	0	0	0	0	0	0	0	0	0	0	0	0	0	12	85	116	136	90
LSF	14	23	25	13	17	14	11	5	0	0	0	0	122	212	401	355	443	439	LSF	0	0	0	0	0	0	0	0	0	0	0	0	0	16	98	95	97	112	
NTF	29	14	27	30	14	10	28	2	0	0	0	0	154	185	0	0	0	0	NTF	29	21	27	30	12	10	28	2	0	0	0	0	159	173	0	0	0	0	
OHU Polk	2	21	3	8	10	2	5	4	0	0	0	0	55	78	141	147	162	177	OHU Polk	0	0	0	0	0	0	0	0	0	0	0	0	0	7	25	31	65	31	
One Hope	28	27	30	30	16	15	25	4	0	0	0	0	175	479	439	503	550	518	One Hope	0	0	0	0	0	0	0	0	0	0	0	0	0	53	35	45	32		
Total	90	98	91	98	67	51	84	20	0	0	0	0	599	1158	1328	1363	1581	1548	Total	29	21	27	30	12	10	28	2	0	0	0	0	159	208	261	277	343	265	
Out of Home Care																			OCS / ICPC Courtesy Supervision																			
CHS	13	12	3	17	10	2	15	3	0	0	0	0	75	141	229	200	220	240	CHS	0	0	0	0	0	0	0	0	0	0	0	0	0	0	0	0	0	0	
LSF	10	12	14	12	12	12	11	5	0	0	0	0	88	151	237	188	267	253	LSF	0	0	0	0	0	0	0	0	0	0	0	0	0	0	0	0	2	0	
OHU Polk	2	15	3	4	3	2	5	4	0	0	0	0	38	47	98	103	75	91	NTF	0	0	0	0	2	1	1	0	0	0	0	0	4						
One Hope	2	0	7	10	2	4	4	4	0	0	0	0	33	164	102	113	150	106	OHU Polk	0	0	0	0	0	0	0	0	0	0	0	0	0	0	0	0	0	0	
Total	27	39	27	43	27	20	35	16	0	0	0	0	234	503	666	604	712	690	One Hope	24	25	23	18	14	9	21	0	0	0	0	0	134	292	270	338	351	360	
																			Total	24	25	23	18	16	10	22	0	0	0	0	138	292	270	338	353	360		
IN - HOME JUDICIAL																			Reinstatement of Protective Services Supervision (Notice of Hearings)																			
CHS	0	0	0	0	0	0	0	1	0	0	0	0	1	17	10	4	17	38	CHS	0	0	3	0	0	7	0	1	0	0	0	0	11	17	17	17	26	8	
LSF	0	6	6	0	0	1	0	0	0	0	0	0	13	9	10	16	23	40	LSF	3	3	3	0	5	1	0	0	0	0	0	0	15	12	35	46	36	10	
OHU Polk	0	1	0	0	0	0	0	0	0	0	0	0	1	7	0	2	10	40	OHU Polk	0	0	0	4	0	0	0	0	0	0	0	0	4	8	1	2	7	8	
One Hope	0	0	0	0	0	0	0	0	0	0	0	0	0	8	6	6	4	8	One Hope	1	0	0	0	0	0	0	0	0	0	0	0	1	4	4	0	0	0	
Total	0	7	6	0	0	1	0	1	0	0	0	0	15	49	27	28	54	126	Total	4	3	6	4	5	8	0	1	0	0	0	31	41	57	65	69	26		

Children Entering Out of Home Care

The percentage of cases that were converted from non-judicial to judicial for the previous month



Source: FSFN Report - Children Entering and Exiting Foster Care On-Demand Listing - OCWDRU Report #1182, Excluding Children 18 and Over
Excluding aged 18+ and IL initial placements

Children Re-Entering Out-of-Home Care

Number of Children in a Recent Removal Episode Who Have Had a Prior Reunification or Permanent Guardianship

Re-Entry
into OHC
Last 2
Weeks

Removal Episodes for Children with a Prior Reunification or Permanent Guardianship

Removals entered into FSFN between 02/10/25 - 02/23/25

Current Removal Case ID	Child Id	Current Agency	Prior Unit	Current Removal Date	Prior PG or Reunification Discharge Date	Length from Prior Discharge to Current Removal (months)	Range Prior Discharge to Current Removal	SM07 Cohort	FSFN Entry Date
101657992	108944564	CHS	141846-CHSFL	2/13/2025	12/5/2023	14	1.0 - 2.9 yrs	No	2/21/25

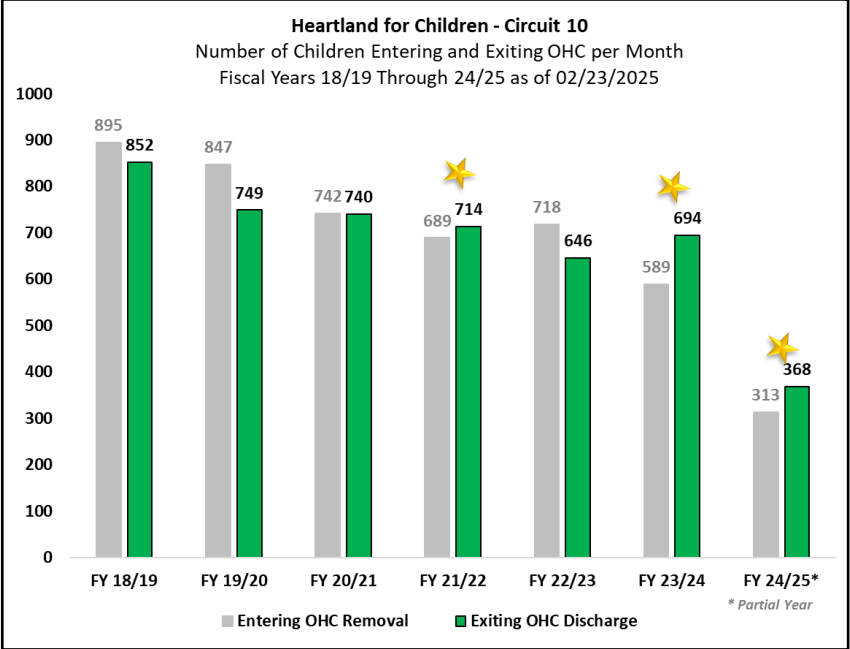
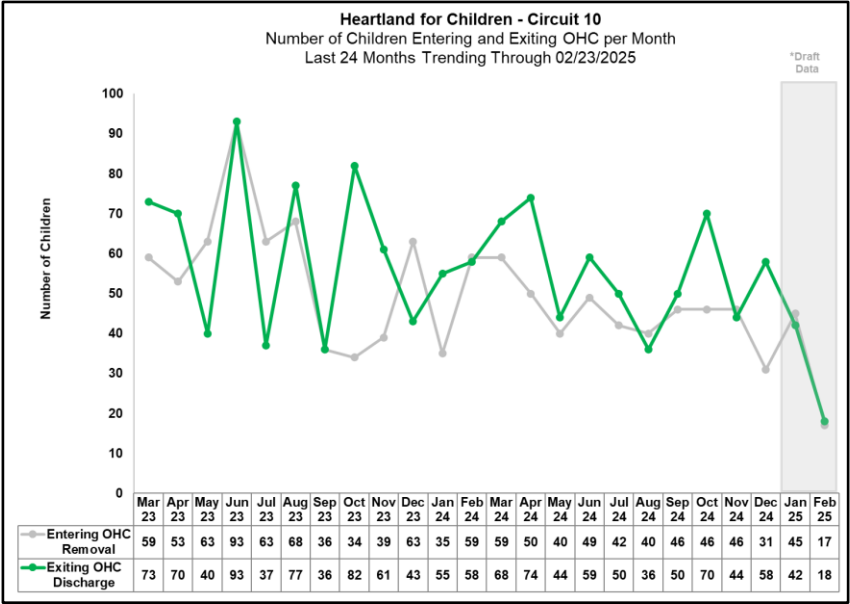
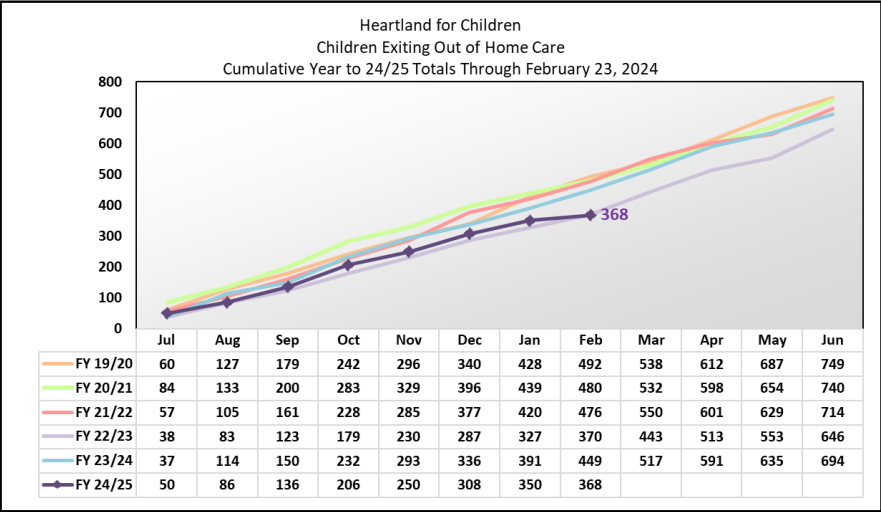
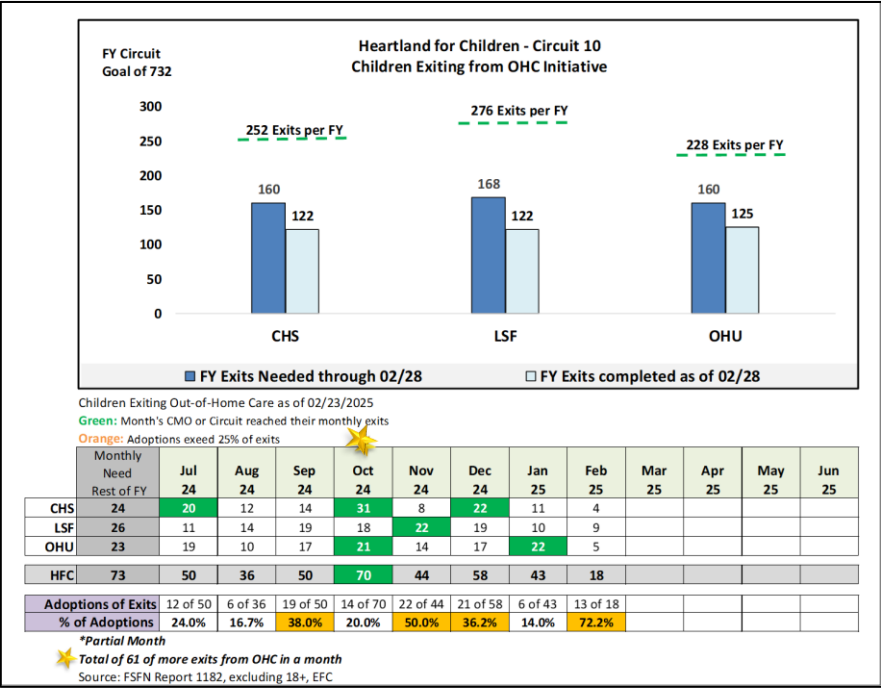
Source: FSFN Data Warehouse Ad Hoc Report,

Scorecard Measures 5 – Children Who Do Not Re-Enter into OHC after Achieving Permanency

SM05 - Percent of children exiting care to a permanent home within 12 months of entering care – Target = 94.4% or Greater

FY 24/25
Contract Measure – Target = 94%

FY 24/25 as of 02/23/2025			
Children Who Do <u>Not</u> Re-Enter Care within 12 Months for Children Achieving Permanency July 2023 - June 2024			
Agency	Maintained No Removal Episode	Total Children Permanency w/in 1 year	Percentage Permanency Maintained
CHS	85	92	92.39%
LSF	87	87	100.00%
OHU	69	74	93.24%
HFC Total	242	254	95.28%
Statewide	2,602	2,787	93.36%
Source: Children Who Do Not Re-Enter Foster Care within Twelve (12) Months of Moving to a Permanent Home On-Demand Listing, Report #1100			



Children Achieving Permanency within 12 Months for Children in Out-of-Home Care

Less than 12 Months

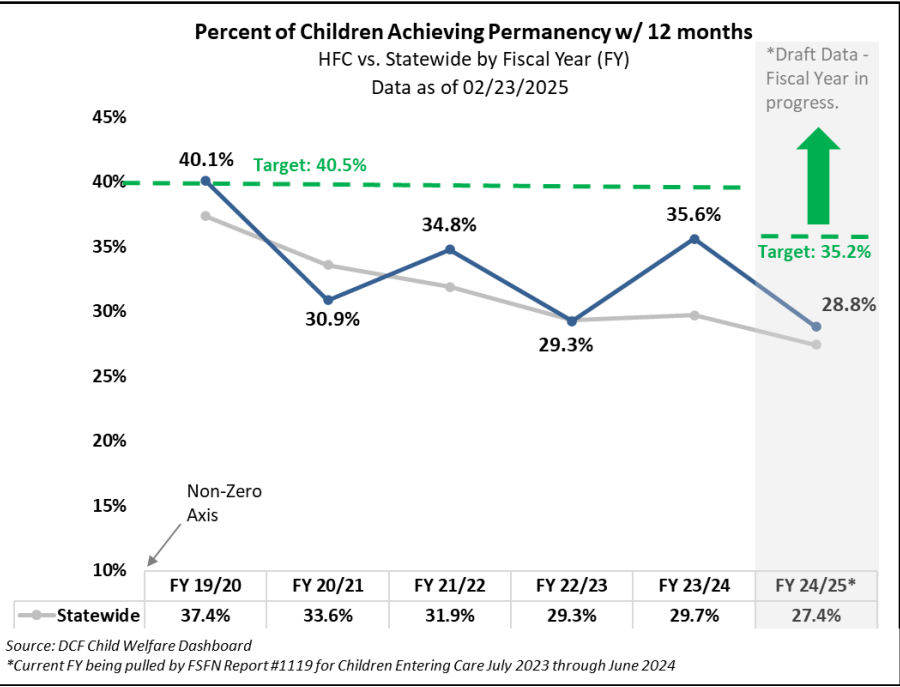
FY 24/25 Target is 35.2%

FY 24/25, Target 35.2%				Percent Timely FY 23/24 (last FY)
Children Achieving Permanency within 0-12 Mths for Children Entering OHC July 2023 to June 2024 (as of 02/23/2025)				
Agency	Permanency within 12 mths	Total Children Entered OHC	Percent Timely Permanency	
CHS	55	179	30.7%	36.8%
LSF	52	196	26.5%	36.1%
OHU	65	222	29.3%	33.8%
HFC Total	172	597	28.8%	35.6%
Statewide	2,190	7,982	27.4%	29.7%
Source: Children Exiting OHC to a Permanent Home within Twelve Months of Entering Care #1119				
*Permanency = adoption, permanent guardianship or reunification w/ parent				



FY 2024 / 2025, Target 35.2%			
Children Achieving Permanency within 0-12 Mths for Children Entering OHC July 2023 - June 2024 (as of 02/23/2025)			
Agency / Unit (Actual)	Permanency within 12 mths	Total Children Entered OHC	Percent Timely Permanency
CHS	55	179	30.7%
141834-CHSFL	7	12	58.3%
141846-CHSFL	4	19	21.1%
141839-CHSFL	11	54	20.4%
141835-CHSFL (Adop)	7	21	33.3%
141852-CHSFL	23	52	44.2%
LSF	52	196	26.5%
141828-LSF	9	26	34.6%
141827-LSF	8	37	21.6%
141836-LSF	4	17	23.5%
141845-LSF	6	20	30.0%
141848-LSF	5	18	27.8%
141849-LSF	10	46	21.7%
141850-LSF (Adop)	6	10	60.0%
141929-LSF	4	20	20.0%
14-HFC-LSF ADMIN (IL)	0	2	0.0%
OHU	65	222	29.3%
142853-OHU-HARDEE	4	23	17.4%
142854-OHU-HIGHLANDS (IL)	0	1	0.0%
142855-OHU-HIGHLANDS	21	89	23.6%
140121-OHU-HIGHLANDS (Adop)	5	17	29.4%
142858 OHU-POLK	16	42	38.1%
142852-OHU-POLK	12	31	38.7%
142856-OHU-POLK	7	19	36.8%
HFC Total	172	597	28.8%
Statewide	2,190	7,982	27.4%

Source: Children Exiting OHC to a Permanent Home within Twelve Months of Entering Care #1119
*Permanency = adoption, permanent guardianship or reunification w/ parent



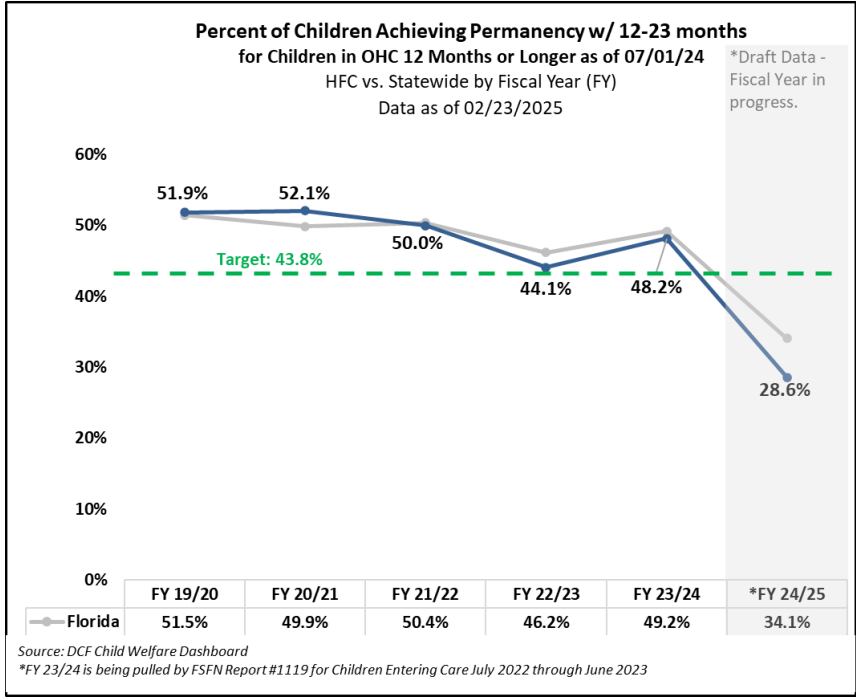
Children Achieving Permanency in 12 Months for Children in Out-of-Home Care

between 12-23 month

FY 24/25 Target is 43.8%

FY 24/25, Target 43.8%				Percent Timely FY 23/24 (last FY)
Children Achieving Permanency within 12-23 Mths for Children in OHC 12-23 Months as of 07/01/24 (as of 02/23/2025)				
Agency	Permanency within 12-23 mths	Total Children LOS 12-23 mths	Percent Timely Permanency	
CHS	30	118	25.4%	52.4%
LSF	37	109	33.9%	49.5%
OHU	27	102	26.5%	42.4%
HFC Total	94	329	28.6%	48.2%
Statewide	1,658	4,867	34.1%	49.2%

Source: Children Achieving Permanency w/ 12 Months for children in OHC 12-23 Months #1138
*Permanency = adoption, permanent guardianship or reunification w/ parent



FY 24/25, Target 43.8%			
Children Achieving Permanency within 12-23 Mths for Children in OHC 12-23 Months as of 07/01/24 (as of 02/23/2025)			
Agency / Unit	Permanency within 12 mths	Total Children Entered OHC	Percent Timely Permanency
CHS	30	118	25.4%
141846-CHSFL	6	16	37.5%
141839-CHSFL	4	28	14.3%
141835-CHSFL (Adop)	5	24	20.8%
141852-CHSFL	10	27	37.0%
LSF	37	109	33.9%
141828-LSF	4	13	30.8%
141827-LSF	2	12	16.7%
141836-LSF	7	9	77.8%
141845-LSF	4	9	44.4%
141848-LSF	3	9	33.3%
141849-LSF	8	26	30.8%
141850-LSF (Adop)	5	13	38.5%
141929-LSF	4	17	23.5%
OHU	27	102	26.5%
142853-OHU-HARDEE	4	21	19.0%
142855-OHU-HIGHLANDS	4	11	36.4%
140121-OHU-HIGHLANDS (Adop)	6	15	40.0%
142858 OHU-POLK	5	18	27.8%
142852-OHU-POLK	6	13	46.2%
142856-OHU-POLK	2	23	8.7%
HFC Total	94	329	28.6%
Statewide	1,658	4,867	34.1%

Children Exiting Out-of-Home Care to a Permanent Home within Twelve Months
for Children in Out-of-Home Care Twelve to Twenty-Three Months On-Demand
Listing - Report #1138

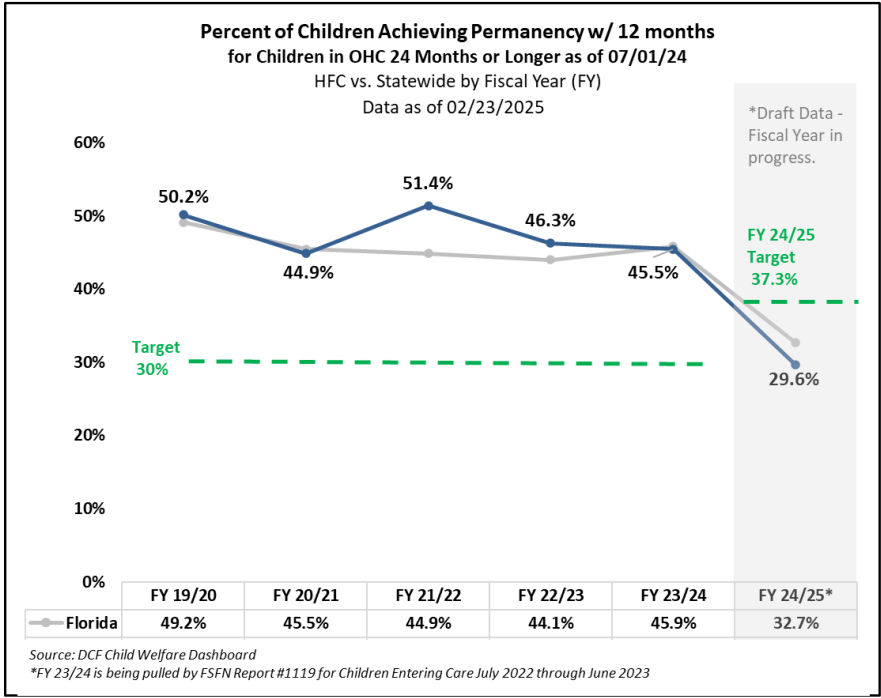
Federal Measure - Children Achieving Permanency within 12 Months for Children in Out-of-Home Care 24 Months or More

FY 23/24 Target is 37.3%

Statewide Measure - FY 24/25, Target 37.9%				Percent Timely FY 24/25 (last FY)
Children Achieving Permanency within 12 Months for Children in OHC 24+ Months as of 07/01/24 (as of 02/23/2025)				
Agency	Permanency Since July 1st	Total Children in OHC 24+ Months	Percent Timely Permanency	
CHS	26	92	28.3%	
LSF	28	112	25.0%	43.6%
OHU	37	103	35.9%	46.1%
HFC Total	91	307	29.6%	46.4%
Statewide	1,672	5,113	32.70%	45.5%
				45.9%

Source: Children Achieving Permanency w/ 12 Months for children in OHC 24 Months or Longer #1197

*Permanency = adoption, permanent guardianship or reunification w/ parent



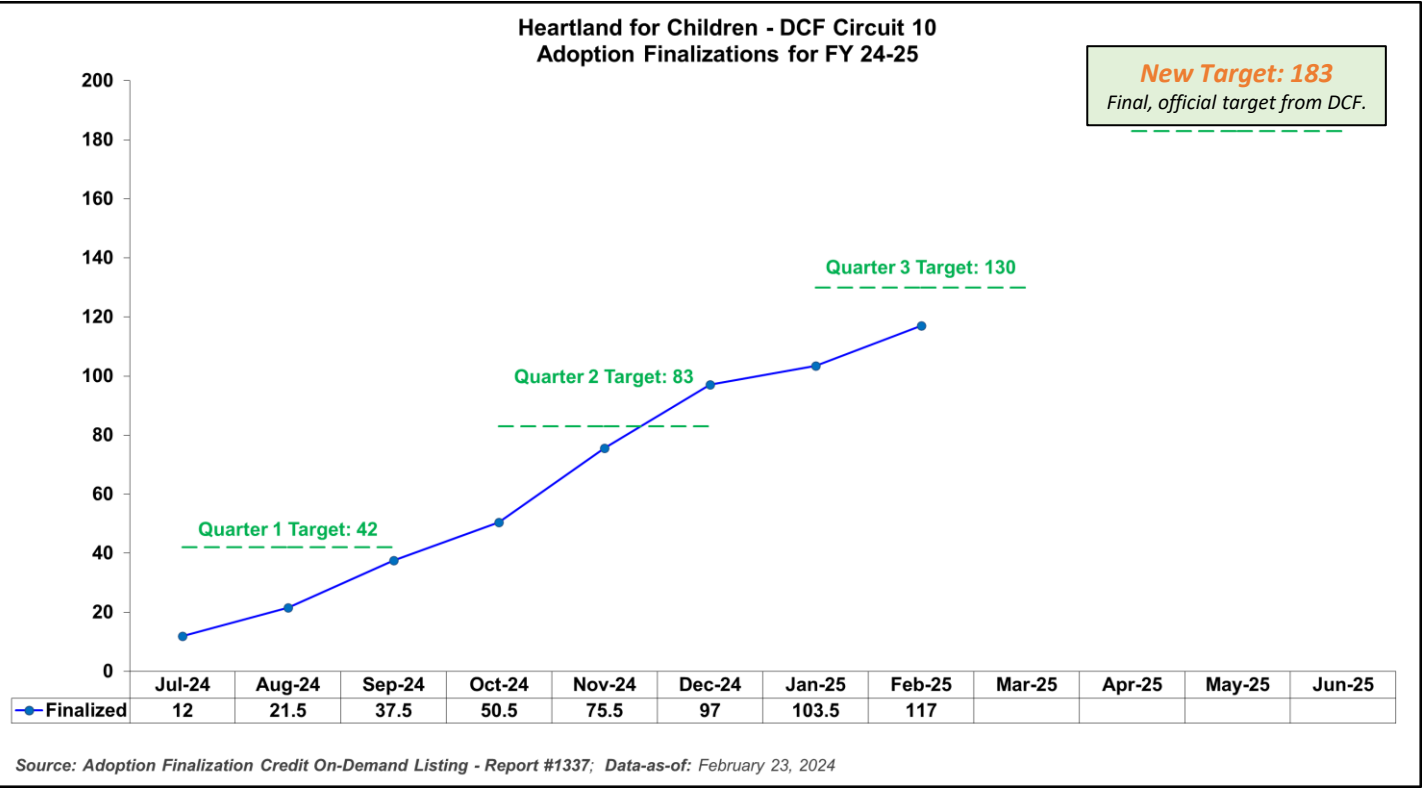
By
Unit

Statewide Measure - FY 24/25, Target 37.9%			
Children Achieving Permanency within 12 Months for Children in OHC 24+ Months as of 07/01/24 (as of 02/23/2025)			
Agency / Unit	Permanency Since July 1st	Total Children in OHC 24+ Months	Percent Timely Permanency
CHS	26	92	28.3%
141832-CHSFL (IL)	0	5	0.0%
141846-CHSFL ★	3	5	60.0%
141839-CHSFL	2	16	12.5%
141835-CHSFL (Adop) ★	17	41	41.5%
141852-CHSFL	2	19	10.5%
LSF	28	112	25.0%
141828-LSF	9	28	32.1%
141827-LSF	0	5	0.0%
141836-LSF ★	8	20	40.0%
141845-LSF	3	11	27.3%
141848-LSF	1	9	11.1%
141849-LSF	1	9	11.1%
141850-LSF (Adop)	0	1	0.0%
141929-LSF	6	24	25.0%
OHU	37	103	35.9%
142853-OHU-HARDEE	2	12	16.7%
142855-OHU-HIGHLANDS	0	17	0.0%
140121-OHU-HIGHLANDS (Adop) ★	28	41	68.3%
142858 OHU-POLK	2	12	16.7%
142852-OHU-POLK	1	4	25.0%
142856-OHU-POLK	4	14	28.6%
HFC Total	91	307	29.6%
Statewide	1,672	5,113	32.7%

Children Exiting Out-of-Home Care to a Permanent Home within Twelve Months for Children in Out-of-Home Care Twenty-Four Months or More On-Demand Listing - Report #1197

Adoption Finalizations

Percent of Adoptions Finalized with 24 Months of Removal & Percent of Adoption Goal Met



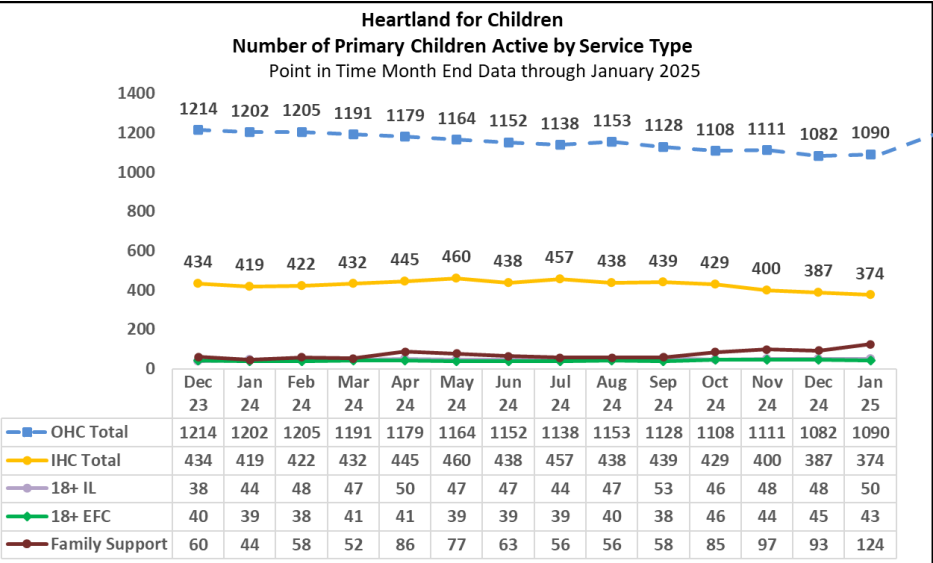
**Upcoming Finalization
Dates FY(24/25)**

- March 12 & 19, 2025
- April 9 & 16, 2025
- May 7 & 14, 2025

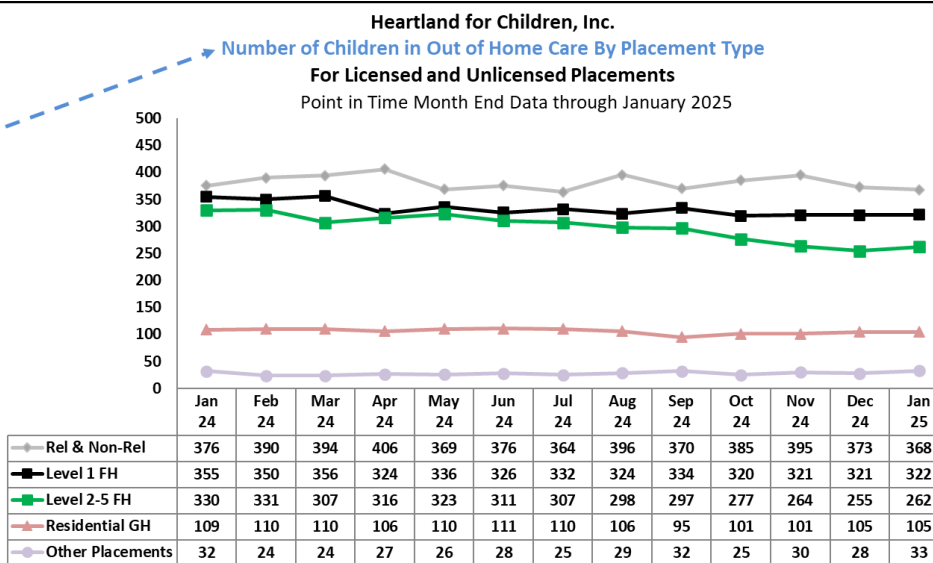
Adoption Finalizations (YTD) FY 24-25 Data as of 02/23/25	
CMO	Finalized Adoptions YTD
CHS	24
LSF	43.5
OHU	49.5
Total	117

Children and Families being Served for In-Home, Out-of-Home and Family Support - 12 months prior

Children Served at Month End by Service Type

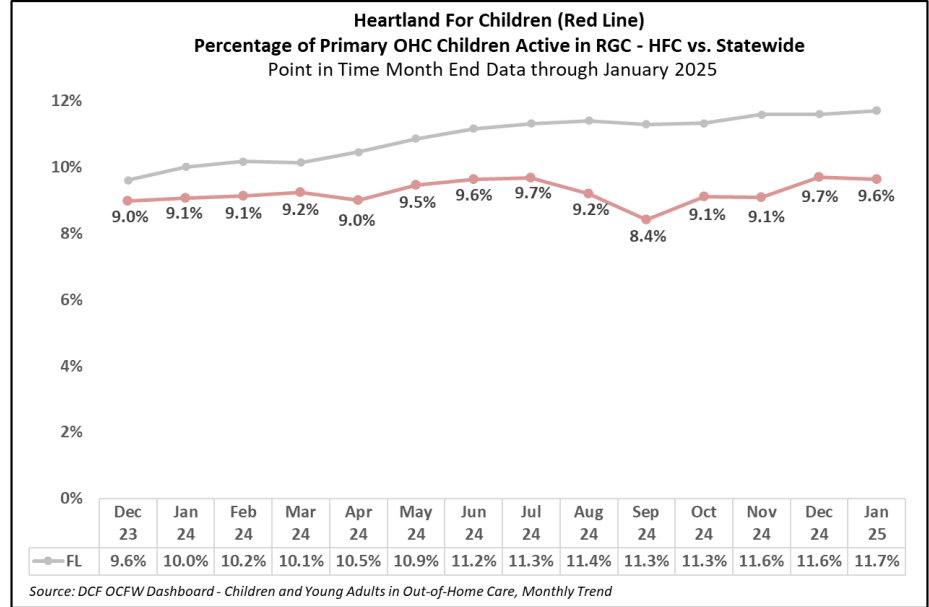
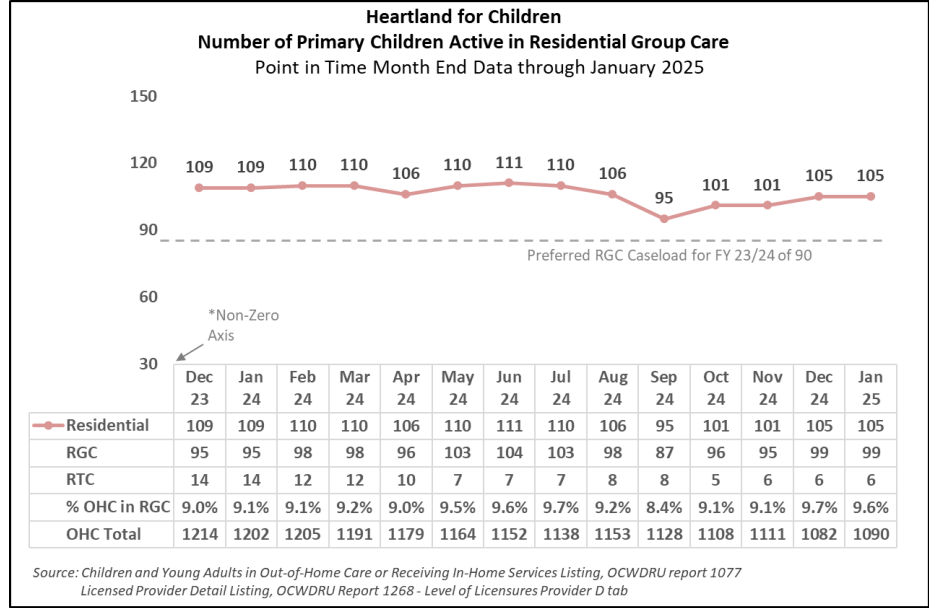


Source: Children and Young Adults in Out-of-Home Care or Receiving In-Home Services Listing, OCWDRU report 1077
Licensed Provider Detail Listing, OCWDRU Report 1268 - Level of Licensures Provider D tab



Source: FSFN rpt 1077 "Children and Young Adults in OHC or Receiving In-Home Services by Age";
FSFN rpt 1268 "Licensed Provider Detail Listing, Level of Licensures Provider" tab

➤ Number and Percent of Children Serviced in Residential Care

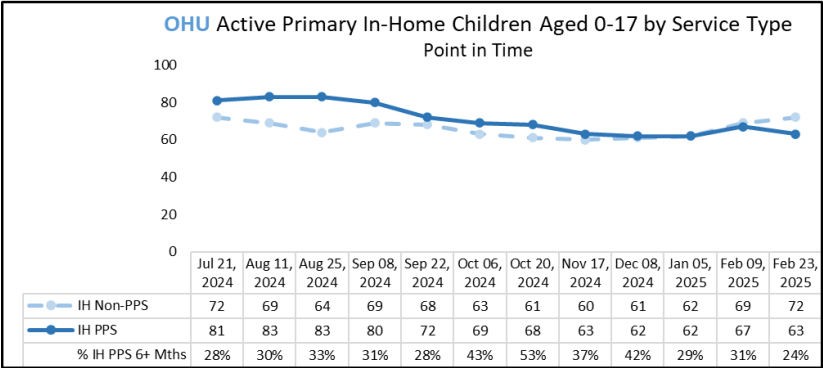
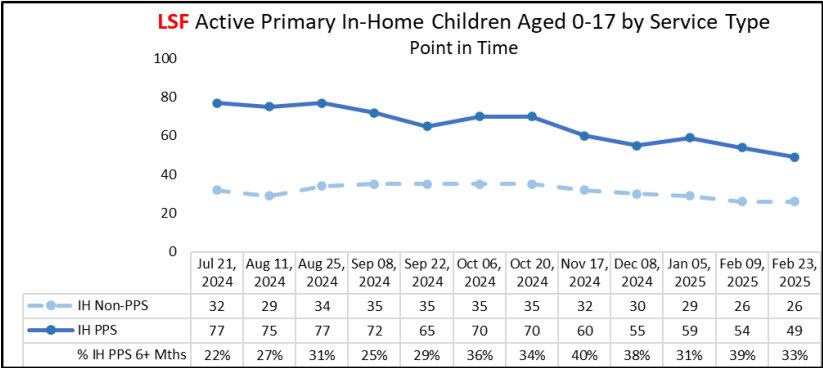
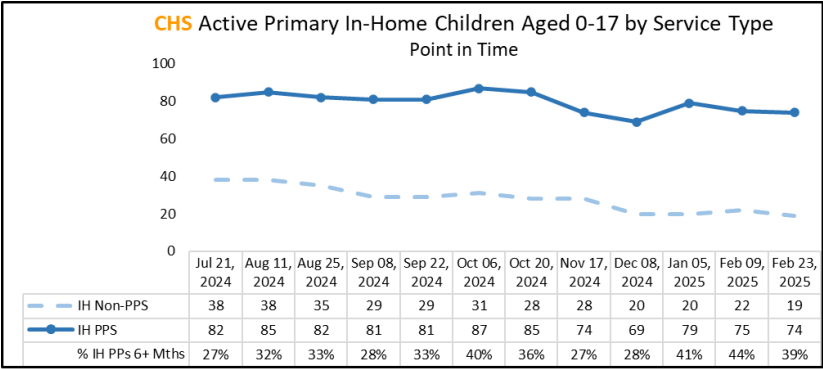


Circuit 10			
Percent of Group Homes, Percent of Beds Licensed and Utilized			
Point in Time as of January 2025 Month End			
Group Home / Shelter Type	Currently licensed beds	% utilized previous month	Number of beds on the horizon for development
Shelter - NFI	12	46.2%	0
Shelter – YFA George Harris	24	59.1%	0
At-Risk: Anchor House	12	53.0%	6
At-Risk: Anchor Ivy Villa	6	36.6%	6
At-Risk: Anchor’s Haven House	-	-	-
At-Risk: Anchor’s Girls Home	-	-	-
At-Risk: A Second Chance	6	83.3%	0
At-Risk: Serenity Place-Chandler	6	85.0%	0
At-Risk: Serenity Place-Julius	6	93.0%	0
At-Risk: Serenity Place-Villa	12	62.6%	0
At-Risk: Integrity Care - Kaley	6	98.9%	0
At-Risk: Integrity Care - Kittansett	6	73.1%	0
At-Risk: Integrity Care - Sunset	6	79.6%	0
At-Risk: Integrity Care - Whispering	6	69.4%	0

FY 2024-2025 Children In-Home Care Closures Initiative

PPS: Post Placement Supervision (Children Reunified with the Removal Parent)

Non-PPS: Children Receiving In-Home Services the entire time from Case Transfer from DCF to CMO (*Also includes ICPC)



Heartland for Children Active Primary Children Aged 0-17 Receiving In-Home Services - PPS and Non-PPS Data as of 02/23/25												
CMO	In-Home Service Type	0-4 Months	5 Months	6 Months	7-9 Months	10 Months	11 Months	12-15 Months	16-23 Months	24-35 Months	36+ Months	CMO Total
CHS	Non-PPS	2	0	0	11	1	2	0	3	0	0	19
	PPS	42	3	9	14	0	0	3	3	0	0	74
CHS Total		44	3	9	25	1	2	3	6	0	0	93
LSF	Non-PPS	4	2	7	0	3	4	0	5	1	0	26
	PPS	32	1	7	5	2	0	2	0	0	0	49
LSF Total		36	3	14	5	5	4	2	5	1	0	75
OHU	Non-PPS	27	10	2	10	4	3	3	7	0	6	72
	PPS	46	2	6	2	4	0	2	1	0	0	63
OHU Total		73	12	8	12	8	3	5	8	0	6	135
NTF	Non-PPS	53	0	0	0	0	0	2	0	0	0	55
	PPS	53	0	0	0	0	0	2	0	0	0	55
NTF Total		53	0	0	0	0	0	2	0	0	0	55
HFC	Non-PPS	86	12	9	21	8	9	5	15	1	6	172
	PPS	120	6	22	21	6	0	7	4	0	0	186
HFC Total		206	18	31	43	14	9	12	19	1	6	359
% PPS by Month		65%	3%	12%	11%	3%	0%	4%	2%	0%	0%	-
HFC Total		206	18	31	43	14	9	12	19	1	6	359

Source: Children and Young Adults Actively Receiving IH Services or in OHC Care Daily Listing - FSN Report #1329
PPS = Post Placement Supervision; Non-PPS = DCF Case Transfer to CMO, In-Home Services

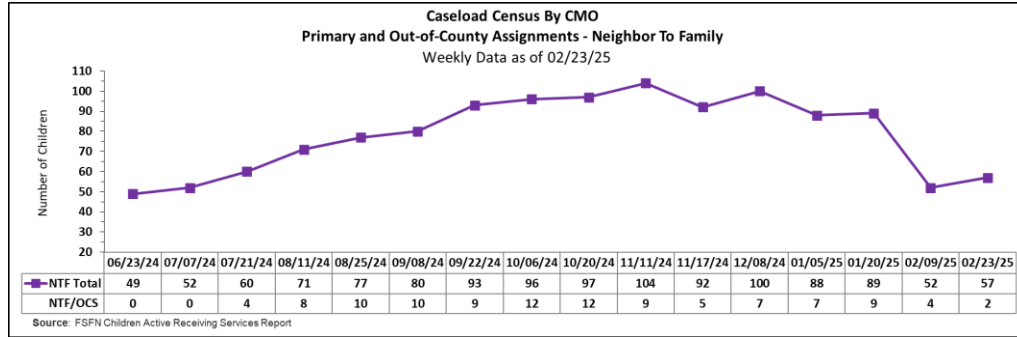
In-Home Service Providers Caseload and Referrals Received

Point-in-Time as of February 23, 2025				Mindshare Referrals from Jan 06 to Feb 09 (Referrals Since the last PQI date)
In-Home Provider/Service	Current Census	Immediate Openings	Projected Openings within next 3 weeks (need Referrals to fill)	
Youth Villages	31	5	7	11
Neighbor To Family (Safety Mgmt)	20	5	12	5
PRC Home to Stay (Reunification)	20	13	5	1
PRC Home to Stay (Prevention)	9	19	0	10
SCARF (Family Support)	55	0	11	8
SCARF (Legal)	8	0	2	-
UW Supervised Visitation	5	4	0	-
CHS BSFT	13	3	3	-
CHS CPP	12	0	0	-
NFI FFT- Traditional	32	0	0	25
NFI FFT- Prevention	13	0	0	-
NFI FFT- Foster Care	33	7	7	0
Chosen	4	6	6	1

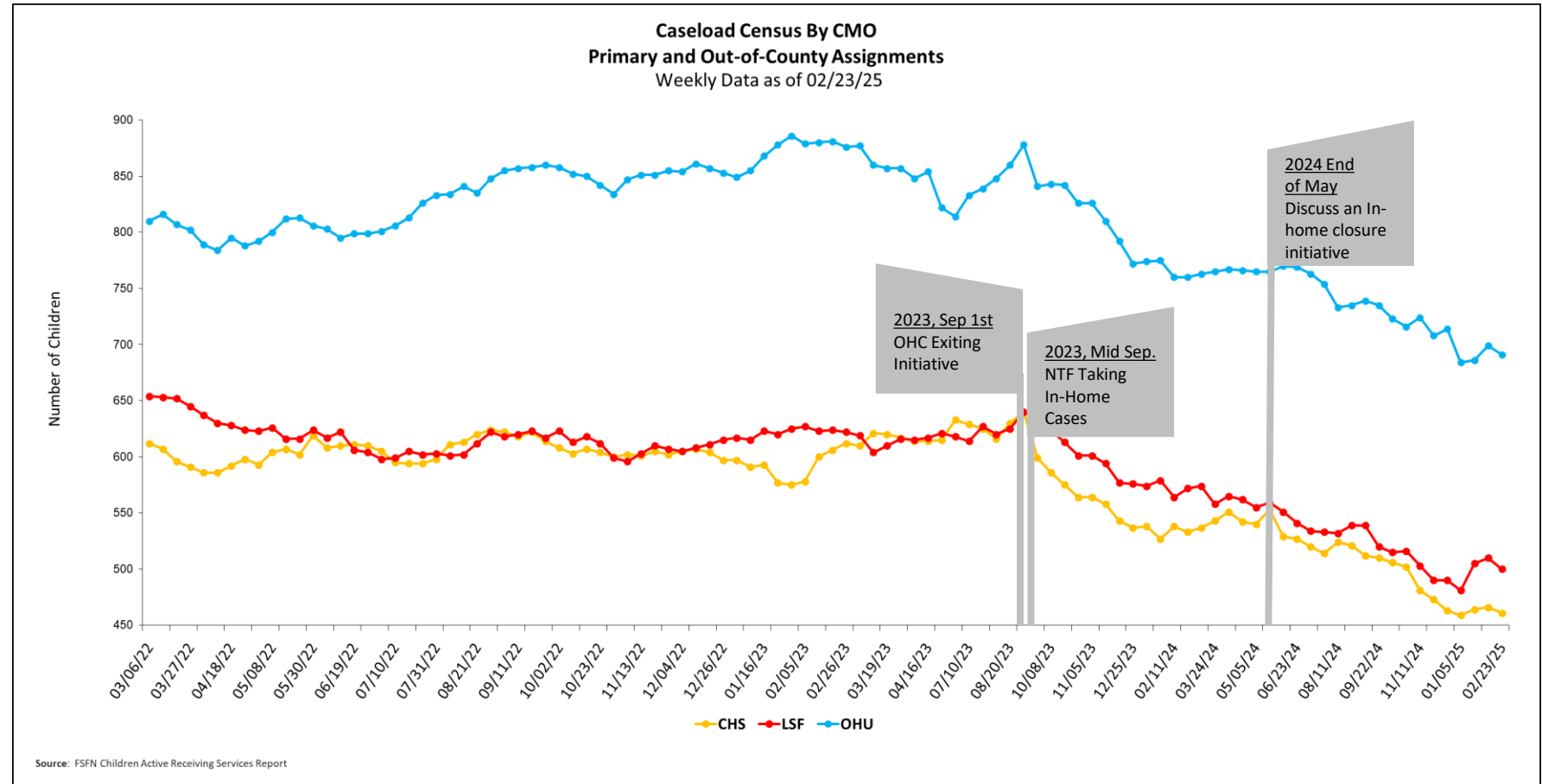
Source: HFC Quality & Contract Management Department Reports

Caseload Census Information

CBC Services Weekly Caseloads By CMO



Number of Children by CMO							
Last 6 Reporting Periods							
Agency	11/11/2024	11/17/2024	12/8/2024	1/5/2025	1/20/2025	2/9/2025	2/23/2025
CHS	481	473	463	459	464	466	461
LSF	503	490	490	481	505	510	500
OHU Primary	542	530	536	519	520	530	524
OHU/OCS	182	178	178	165	166	169	167
OHU Total	724	708	714	684	686	699	691
NTF Primary	95	87	93	81	80	48	55
NTF/OCS	9	5	7	7	9	4	2
NTF Total	104	92	100	88	89	52	57
HFC Total	1,836	1,784	1,790	1,738	1,744	1,727	1,709



Average Caseload of Case Managers

Case Manager Caseload Breakdown by Agency – Data as of 02/23/2025

Average Caseload of Case Managers							
CMO	1-5 Children in Caseload	6-15 Children in Caseload	16-24 Children in Caseload	25-29 Children in Caseload	30+ Children in Caseload	Total Case Managers*	Avg # of Children per CM
CHS	4	7	6	1	7	25	18.4
LSF	1	2	18	2	1	24	20.8
OHU	5	3	12	2	10	32	21.6
NTF	1	5	0	0	0	6	9.5
# of CMs	11	17	36	5	18	87	19.6

Percent of Case Managers That Are at or Under the National Caseload Standard of 15			
CMO	# Case Managers w/ Primary Caseload	# with Caseload at 15 or lower	Percent at 15 or lower
CHS	25	11	44.0%
LSF	24	3	12.5%
OHU	32	8	25.0%
NTF	6	6	100.0%
HFC	87	28	32.2%

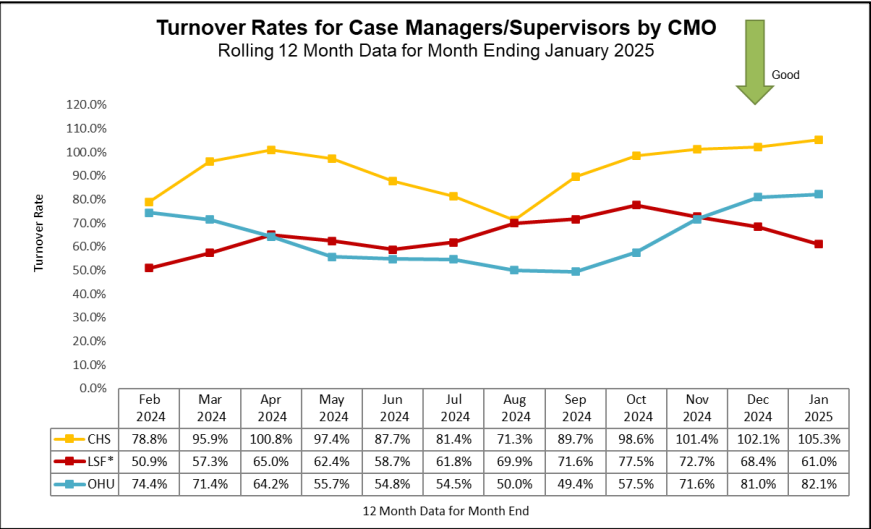
Caseload = Number of Children with Primary or Out of County assignment.

* Data Excludes Unit Supervisors, FTC Facilitators & Resigned CMs Count

Turnover Rates for Case Managers/Supervisors

12 Month Case Manager Turnover Rates by Agency

Employee Turnover Rates By CMO 12 Month Data for Month Ended January 2025		
CMO	Case Manager	Case Manager Supervisor
CHS	105.3%	31.6%
LSF*	61.0%	32.0%
OHU	82.1%	66.7%



Caseload Census by Case Manager and Organization

Data as of 02/23/2025

Caseload of 1 - 5 Children (+2)		
CMO	Case Workers	#
OHU	Hines, Tracy	5
NTF	Jones, Gwendolyn	5
CHS	Gregg, Morgan	4
CHS	Moore, Christy	3
OHU	Beach-Solmo, Amber	3
OHU	Thompson, Wyshana	1

Caseload of 6 - 15 Children (-7)		
CMO	Case Workers	#
NTF	Mattison, Sharon	15
LSF	Williams, Kamesha	15
CHS	Clemmons, Sabrina	15
CHS	Joseph, Ketty	14
CHS	Whetsell-Thorpe, Tavayah	13
NTF	Cruz, Ana	11
CHS	Wiggs, Sunni	10
NTF	Boule, Adriana	9
NTF	Bates, Brittany	9
LSF	Powell, Deborah	8
NTF	Conklin, Danielelle	8
CHS	Kaina, Kelly	7

Caseload of 16 - 24 Children (+8)		
CMO	Case Workers	#
LSF	Diamond, Savannah	24
LSF	Malave, Luis	24
OHU*	Simmons, Shannon	24
OHU	Franklin, Kyra	23
CHS	Bouzi, Marie Edwige	23
OHU	Shay, Ryan	23
OHU	Valencia, Alejandro	23
LSF	Coleman, Tangela	22
LSF	Newton, Kimberly	22
CHS	Phillips, Amy	22
LSF	Lynch, Rodina	21
CHS	Williams, Omisha	21
LSF	Bon-Fiol, Nikol	21
LSF	Koons, Brittney	21
LSF	Willingham, Jadashia	21
LSF	Franklin, Yoshika	21
OHU	Bowen, Kendall	21
LSF	Moran, Bernice	20
OHU	Nerove, Rachel	20
LSF	Gonzalez, Jelitza	20
LSF	Thomas, Tracy	20
LSF	Blocker, Amanda	20
LSF	Durant, Paris	20
LSF	Escartin Vega, Kathia	19
LSF	Ellis, Darren	19
OHU	Nelson, Chelsea	19
CHS	Olivas, Hope	18
CHS	Henry, Jayden	18
CHS	Brown, Annie	18
OHU	Colatorti, Jeannine	18
LSF	Cruz, Veronica	18
LSF	Townes, Rachel	18
LSF	Pamphile, Emmanuella	17
OHU	Bruce, Kortney	17
OHU	Young, Vanessa	16
OHU	Bellanfante, Jamie	16

Caseload of 25 - 29 Children (-5)		
CMO	Case Workers	#
CHS	Bennett, Brianna	29
OHU	Stoudemire, Jamesia	28
LSF	Hockenberry, Matthew	26
OHU	Kilbey, Alexis	26
LSF	Bickel, Sherry	26

Caseload of 30+ Children (-1)		
CMO	Case Workers	#
OHU*	Villegas, Anna	43
OHU*	Washington, Woodrica	39
OHU*	Fuentes, Norma	39
OHU	Kohn, Ludessa	38
OHU	Brutus, Marie	37
CHS	Hook, Kathryn	36
CHS	Hiers, Katherine	35
OHU	Johnson, Randi	33
OHU	Garcia, Anakeidie	32
CHS	Standen, Brayden	32
OHU	Mcgahee, Timika	32
CHS	Angulo, Kayla	30
CHS	Covington, Walter	30
OHU	Cruz, Michelle	30
CHS	Bain, Claire	30

Unit Supervisors Carrying Cases (-1)		
CMO	Case Workers	#
OHU*	Respress, Johnathan	33
CHS	Sangster, Kathleen	7
CHS	Pression, Alexa	6
CHS	Cortes, Jennifer	4
CHS	Luskey, Taylor	2

Circuit 10 Children Active by Assignment Role for CMO TAYS, FTC and Adoption Workers Data as of 02/09/25

Case Worker	Pri.	Sec.	OOC	Grand Total
Nieves, Carlos	36	21	0	57
TAYS - CHS	36	21	0	57
Mills, Clyatt	0	1	0	1
FTC - CHS	0	1	0	1
Cortes, Jennifer	2	40	0	42
Dawes, Dominique	0	9	0	9
James, Aleah	0	14	0	14
Adoptions - CHS	2	63	0	65
Peralta, Joshua	37	0	0	37
Jones, Dane	0	28	0	28
TAYS - LSF	37	28	0	65
Porter, Ineisha	0	1	0	1
FTC - LSF	0	1	0	1
Collins, Sara	1	62	0	63
Hampton, Sharday	0	57	0	57
Adoptions - LSF	1	119	0	120
Metelus, Getro	5	22	2	29
Sandbrook, Mary	9	23	0	32
Vazquez, Roger	4	105	1	110
TAYS - OHU	18	150	3	171
Sherwood, Drake	0	1	0	1
FTC - OHU	0	1	0	1
Nettles, Markisha	20	4	0	24
Southall, Akeva	14	4	0	18
Ventura, Amando	2	2	1	5
Brody, Jessica	0	7	0	7
Adoptions - OHU	36	17	1	54
TAYS Total	91	199	3	293
FTC Total	0	2	0	2
Adoptions Total	39	199	1	239

Pri. = Primary - Sec. = Secondary - OOC = Out of County

Data Source: FSN Report - Children Active Receiving In-Home or Out-of-Home Services Daily Listing by District

*These OHU case managers contain caseloads that are over 65% OCS cases. On average an OCS case compares to 1.54 regular cases (i.e., 20 OCS cases approx. equals 13 regular cases).

Red = Supervisors, FTC Facilitators & Resigned CMs carrying cases Orange = Terminated Workers Carrying Caseloads in FSN

Healthcare Information (Medical, Dental, Immunization, and Psychotropic Medications)

Data Entered Into FSFN for Children in Out-of-Home Care

Health Information in FSFN for Children in OHC as of 02/23/2025

Agency	# of Children in OHC	% With a Medical Record in FSFN	% With Medical Service in last 12 Months	% With Dental Service in Last 7 months	% with Immunizations Up to Date
CHS	326	100.0%	89.6%	73.1%	82.5%
LSF	388	100.0%	95.6%	86.9%	87.4%
OHU	369	100.0%	94.3%	88.9%	96.5%
HFC	1083	100.0%	93.4%	83.2%	89.0%
Statewide	15252	99.9%	93.3%	84.1%	76.7%

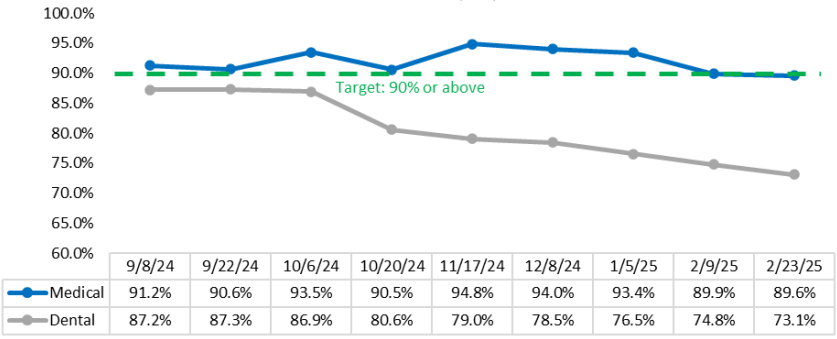
Source: FSFN report 1009 "Source: "Healthcare Service Information for OHC"

Health Information in FSFN as of 02/23/2025

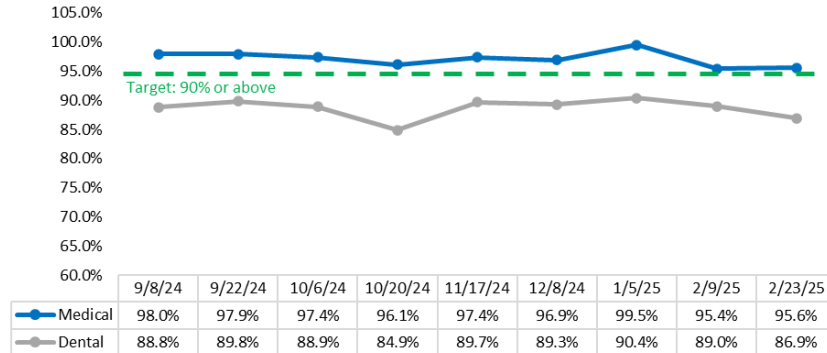
Agency	# of Missing Medical Records	# of Medical Appointments Needing Update	# of Dental Appointments Needing Update	# of Immunization Needing Update
CHS	0	34	64	57
LSF	0	17	32	49
OHU	0	21	28	13
HFC	0	72	124	119
Statewide	13	1018	1701	3545

Source: "Healthcare Service Information for OHC - Report 1009"

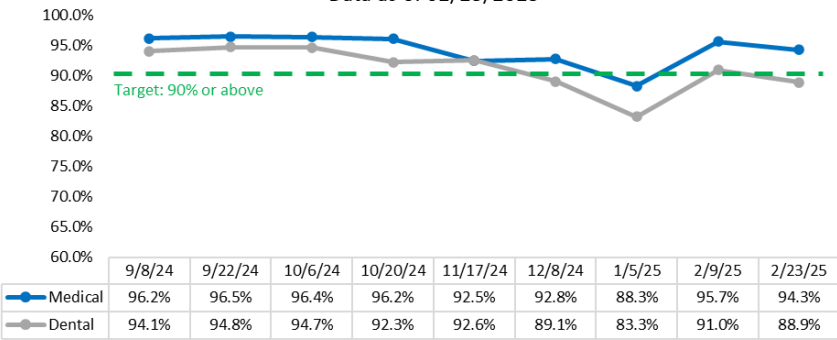
CHS Percent of Active Primary Children in OHC with Medical Service in Last 12 Months & Dental Service in Last 7 Months Data as of 02/23/2025



LSF Percent of Active Primary Children in OHC with Medical Service in Last 12 Months & Dental Service in Last 7 Months Data as of 02/23/2025



OHU Percent of Active Primary Children in OHC with Medical Service in Last 12 Months & Dental Service in Last 7 Months Data as of 02/23/2025



Psychotropic Medications

Children with Psychotropic Medications Prescriptions

Heartland For Children Number of Children in Out-of-Home Care with at Least one Psyc. Medication and Percent of Children w/ a Valid Consent Data as of 02/23/2025					
Agency	All Children in OHC	% of Children in OHC w/ Psyc Meds	All Children with Psyc Meds	# of children w/ a current parent or court order	% w/ a current parent or court order
CHS	344	12.5%	43	43	100.0%
LSF	400	9.8%	39	38	97.4%
OHU	376	9.6%	36	36	100.0%
HFC	1,132	10.4%	118	117	99.2%
DCF	7	0.0%	0	0	0.0%
Statewide	16,233	15.0%	2,436	2,409	98.9%

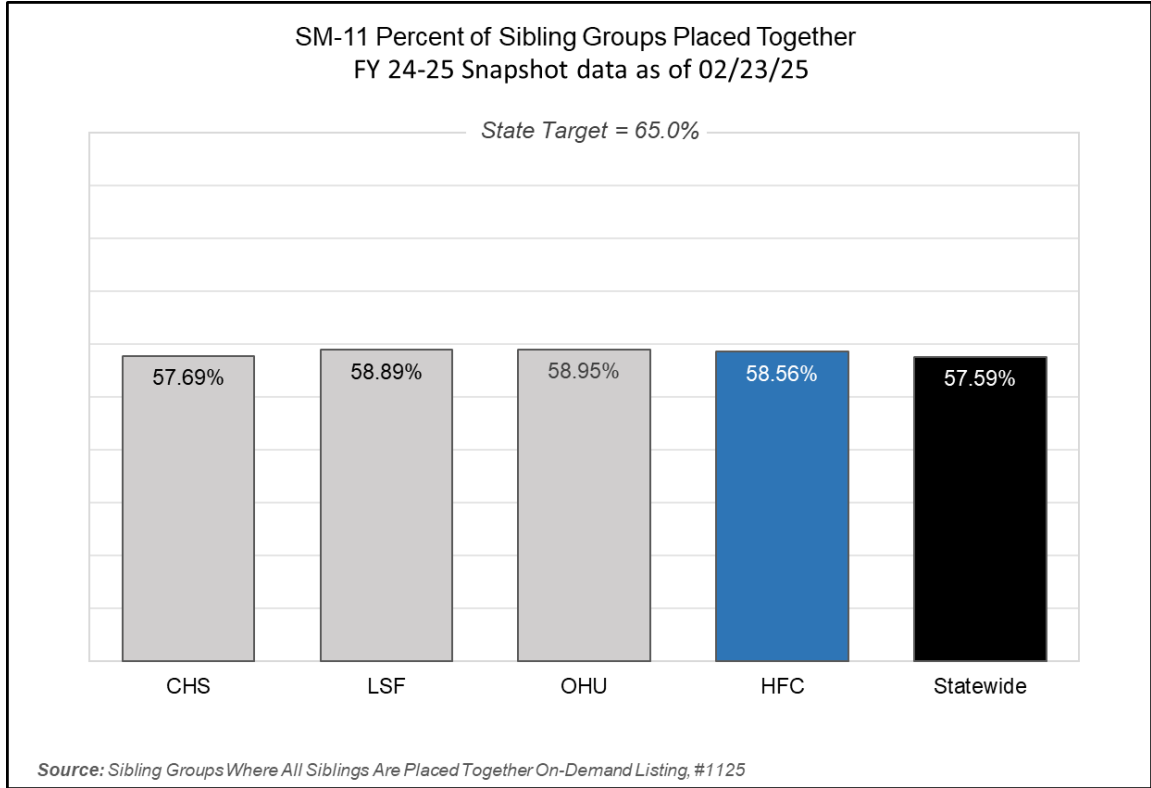
Source: Children in OHC with One or More Current Prescriptions for a Psychotropic Medication, Ages 0 to 17 - #1002
Source: Children and Young Adults in Out-of-Home Care or Receiving In-Home Services Listing - #1077
Valid = Children with a parent consent and the parents are TPR'd are not considered valid consents

Scorecard Measure 11 – Separated Siblings

SM11 - Percentage of sibling groups in out-of-home care where all siblings are placed together – Target = 65.0%

SM11 - Percent of Sibling Groups Placed Together FY 24-25 Snapshot data as of February 23, 2025			
Agency	Number of Cases w/ Siblings Together	Total Cases Sibling Groups	Percent of Siblings Placed Together
CHS	45	78	57.69%
LSF	53	90	58.89%
OHU	56	95	58.95%
HFC	154	263	58.56%
Statewide	2,120	3,681	57.59%
Source: Sibling Groups Where All Siblings Are Placed Together On-Demand Listing, #1125			

Number of sibling groups to achieve SM11 target – 28 Sibling Groups

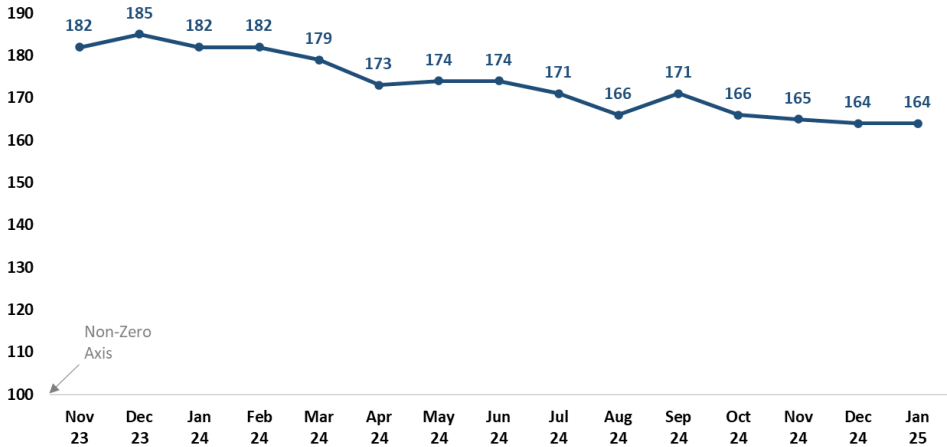


Trends for Foster Parent Recruitment

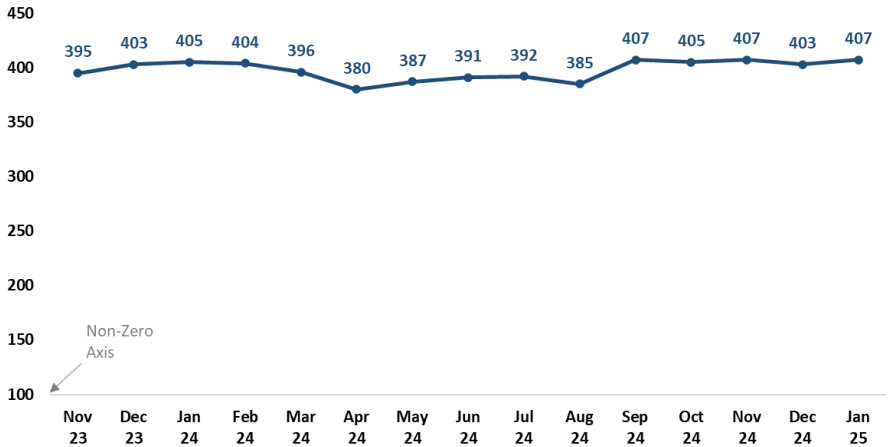
Number of Foster Homes and Foster Bed Capacity

Percent of Foster Home Utilization and Teen Placement in a Foster Home

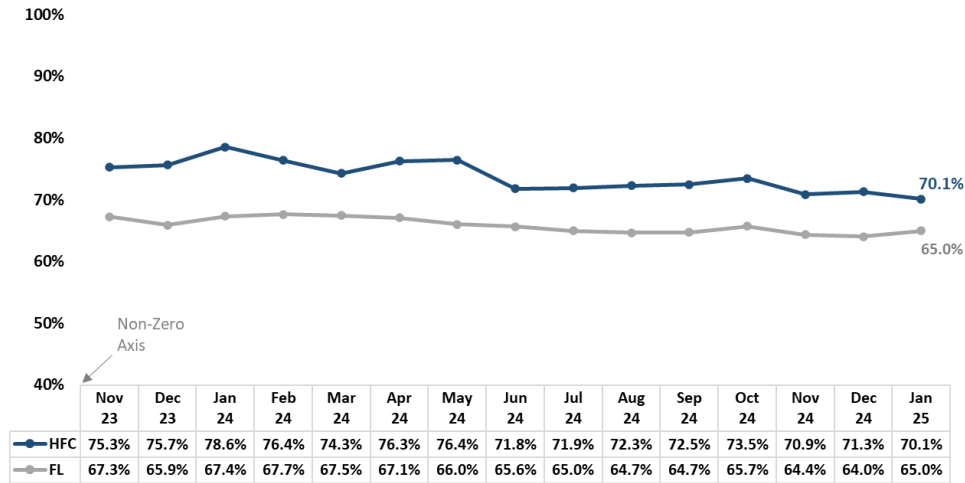
Heartland for Children
Number of Foster *Homes* - Months End Snapshot
Last 15 Months through January 2025



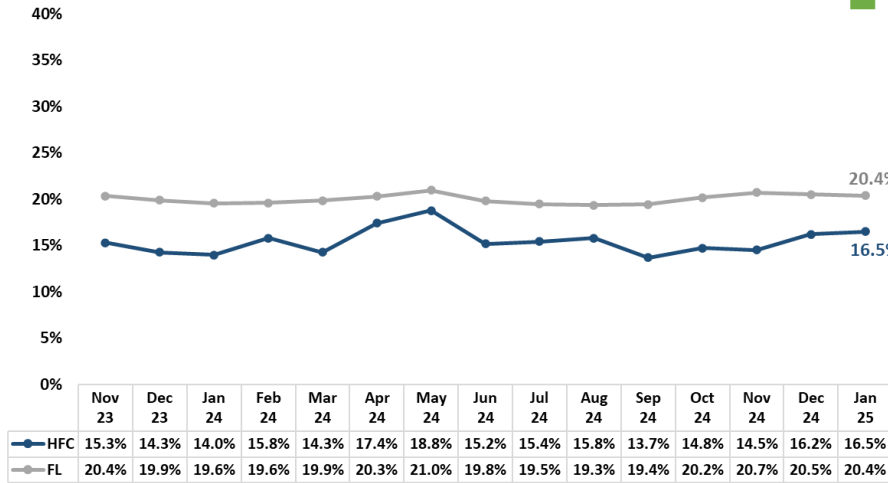
Heartland for Children
Number of Foster *Beds* - Months End Snapshot
Last 15 Months through January 2025



Heartland for Children
Percent of Foster Homes Utilized (w/a Placement)
Last 15 Months through January 2025



Heartland for Children
Percent of Foster Homes w/a Teen Placement
Last 15 Months through January 2025



Missing Children in Out of Home Care

Children currently missing or recovered while in OHC

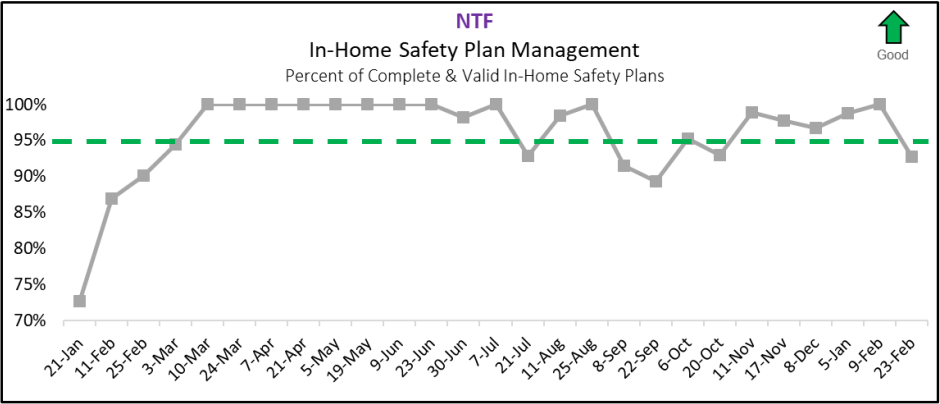
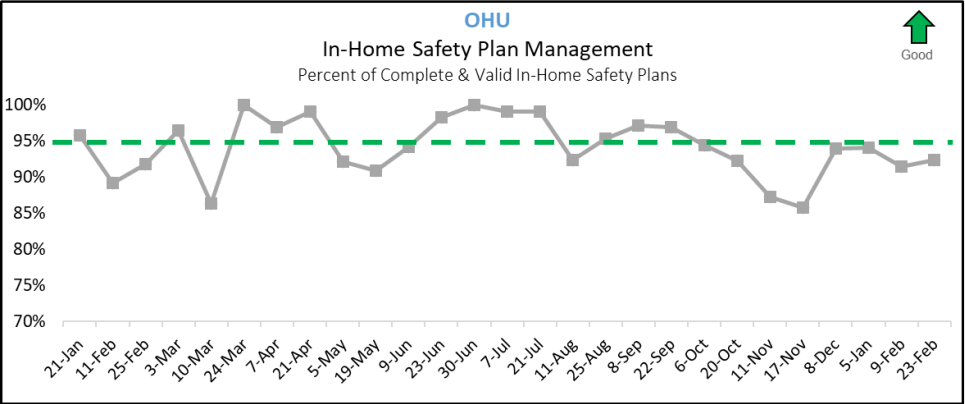
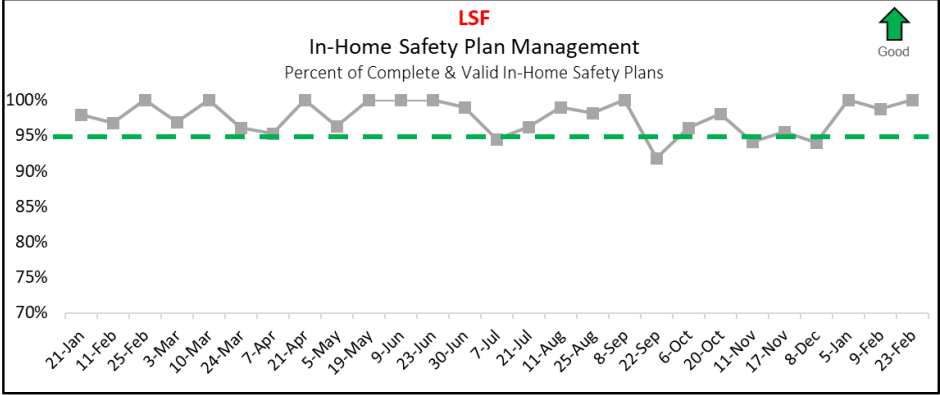
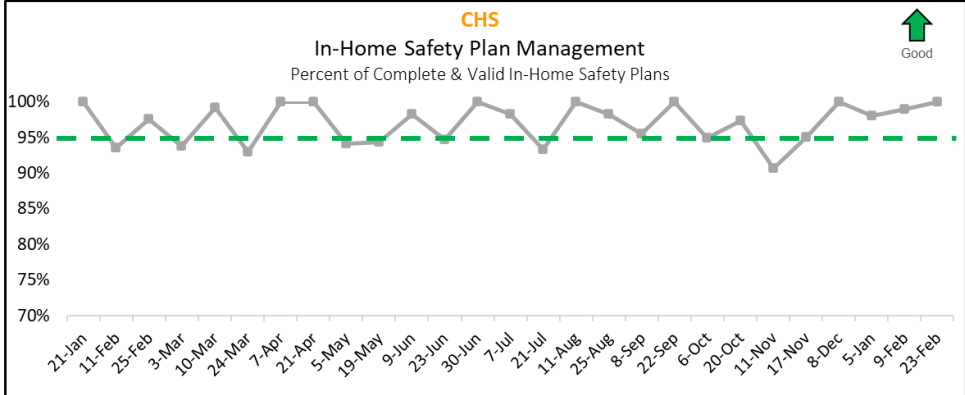
Heartland for Children Children in OHC who are Missing or Now Recovered 2/23/2025					
	Current Missing	Late Reports	Late ATL	Recoveries	Late Debriefs
CHS	1	0	0	1	1
LSF	1	0	0	0	0
OHU	1	0	0	0	0
CPI	0	0	0	0	0
Total	3	0	0	1	1
Source: HFC MCR Tracking Log				ATL = Attempts to Locate	

In-Home Safety Plan Management

Percent of Completed In-Home Safety Plans under 180 Effective Days – Target: 95.0%

In-Home Safety Plan Management				
Percent of <u>Completed</u> In-Home Safety Plans under 180 <u>Effective</u> Days				
Data as of 02/23/2025				
Agency	No -or- Expired Safety Plans	Complete & Valid Safety Plans	Total Required Safety Plans	Percentage Complete
CHS	0	94	94	100.0%
LSF	0	73	73	100.0%
OHU	7	84	91	92.3%
NTF	4	51	55	92.7%
HFC Total*	11	302	313	96.49%
Statewide	293	6403	6696	95.62%
Source Report: Case Management Safety Management Listing - OCWDRU Report #1301				
Target of 95%				

Of the 302 completed safety plans, 36 will expire in the next 30 or 60 days			
Agency	Expires in 30 Days	Expires in 60 Days	Total
CHS	5	12	17
LSF	3	7	10
OHU	1	8	9
NTF	0	0	0
HFC Total	9	27	36
Source report 1301 'Case Management Safety Management Listing' - Data as of 02/23/2025			



Child Placement Agreement Errors

Active CPA's with errors and non-active CPA's needing closure.

Child Placement Agreement Errors

Data as of 02/23/2025

The 14 active CPA's with errors contain the 17 total errors.

Agency	Total CPA's Needing Correction	Non-Active CPA's Needing Closure	Total Active CPA's not Completed		New CPA Needed	Need to Upload Signed Agreement	Need Supervisor Approval	No Provider Listed	Total Errors
CHS	11	0	11		5	7		2	14
LSF	4	2	2		2				2
OHU	2	1	1			1			1
Total	17	3	14		7	8	0	2	17

Source: FSFN - Child Placement Agreement Status for Children in Out-of-Home Care On-Demand Listing - OCWDRU Report #1256

Criteria: Children with a CPA Effective Date.

Percent of Children with an Active Completed CPA

Data as of 02/23/2025

Agency	Total Active CPA's	CPA's Fully Completed	% of Completed CPA's
CHS	39	28	72%
LSF	21	19	90%
OHU	8	7	88%
Total	68	54	79%

Source: FSFN - Child Placement Agreement Status - OCWDRU Report #1256

Criteria: Children with an CPA Effective Date.

Unified Home Studies – Approval Status

Cases with a Pending or No UHS – 45+ Days Past Due; Data-as-of: 02/07/2025

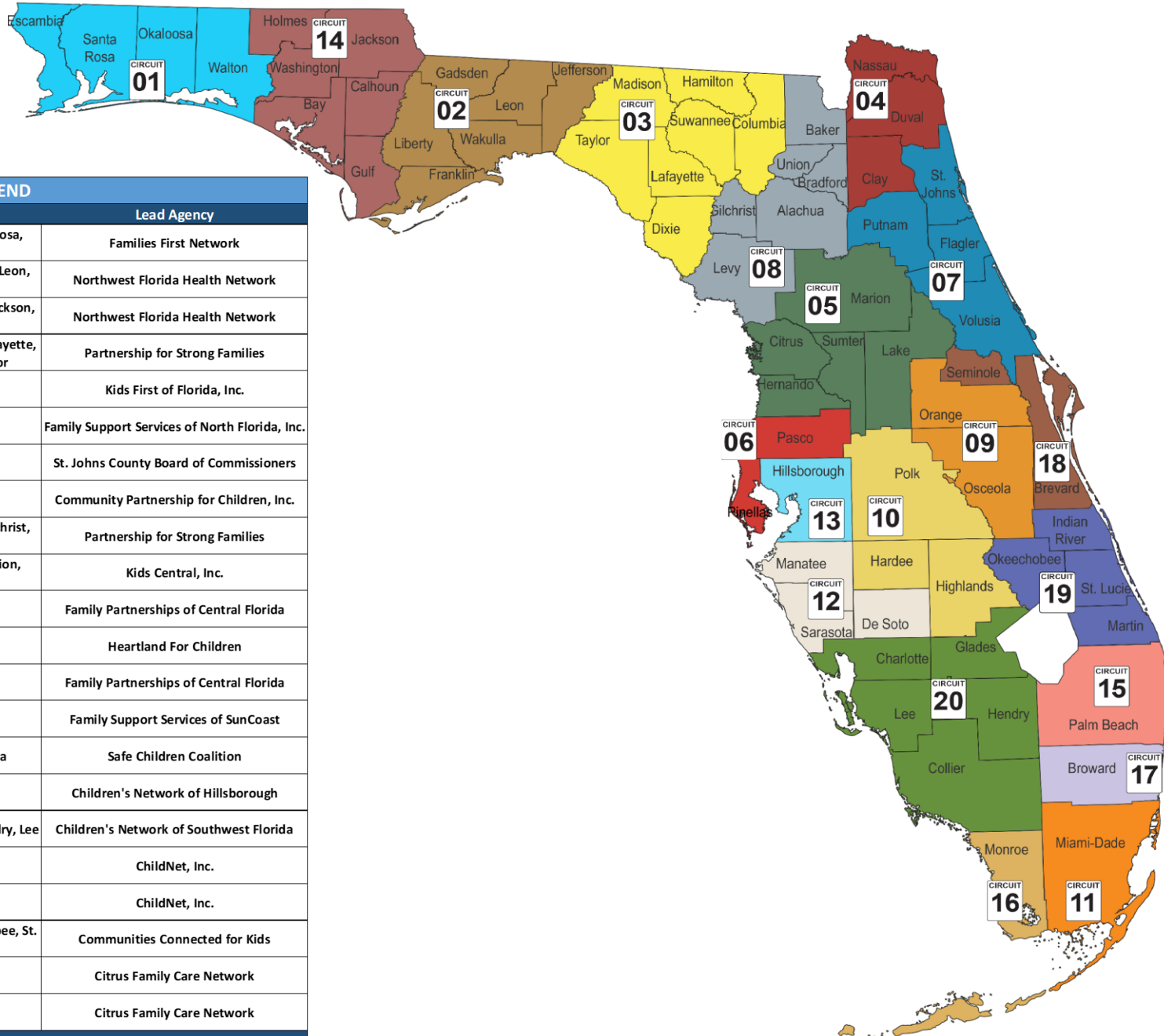
Relative / Non-Relative Unified Home Study Approval Status

45 Days since Case Transfer - **Past Due**

Agency	# of UHS	Status - Pending	Status - No UHS
CHS	5	3	2
LSF	7	3	4
OHU	9	1	8
Total	21	7	14



Community Based Care Lead Agency Map



LEGEND

Circuit	Region	Counties	Lead Agency
1	North West	Escambia, Okaloosa, Santa Rosa, Walton	Families First Network
2		Franklin, Gadsden, Jefferson, Leon, Liberty, Wakulla	Northwest Florida Health Network
14		Bay, Calhoun, Gulf, Holmes, Jackson, Washington	Northwest Florida Health Network
3	North East	Columbia, Dixie, Hamilton, Lafayette, Madison, Suwannee, Taylor	Partnership for Strong Families
4		Clay	Kids First of Florida, Inc.
4		Duval, Nassau	Family Support Services of North Florida, Inc.
7		St. Johns	St. Johns County Board of Commissioners
7		Flagler, Putnam, Volusia	Community Partnership for Children, Inc.
8		Alachua, Baker, Bradford, Gilchrist, Levy, Union	Partnership for Strong Families
5	Central	Citrus, Hernando, Lake, Marion, Sumter	Kids Central, Inc.
9		Orange, Osceola	Family Partnerships of Central Florida
10		Hardee, Highlands, Polk	Heartland For Children
18		Seminole, Brevard	Family Partnerships of Central Florida
6	Sun Coast	Pasco, Pinellas	Family Support Services of SunCoast
12		DeSoto, Manatee, Sarasota	Safe Children Coalition
13		Hillsborough	Children's Network of Hillsborough
20		Charlotte, Collier, Glades, Hendry, Lee	Children's Network of Southwest Florida
15	South East	Palm Beach	ChildNet, Inc.
17		Broward	ChildNet, Inc.
19		Indian River, Martin, Okeechobee, St. Lucie	Communities Connected for Kids
11	Southern	Miami-Dade	Citrus Family Care Network
16		Monroe	Citrus Family Care Network

DATES FOR MARCH

- **Social Work Professionals Month**
- **3/15 – Loop the Lake 5K**
<https://runsignup.com/Race/FL/Lakeland/LoopTheLake2025>
- **3/18 – World Social Work Day**

SAFETY RESOURCES

Internet Safety and Tips

- [Information, Advice and Support to Keep Children Safe Online](#) (internetmatters.org)
- [NetSmartz Home](#) (missingkids.org)

Safe Sleep

- www.ounce.org/safe_sleep.html

Swim Safety Tips

- Pool Party Water Safety Tips: bit.ly/41UoFcY
- Water Safety Tips: ounce.org/water_safety.html

Hot Car Safety Tips

- nhtsa.gov/campaign/heatstroke

COMMUNITY RESOURCES

Good Shepherd Hospice Grief Support Programs

<https://www.chaptershealth.org/care-support/grief-services/>

Polk County Free Things To Do

<https://lakelandmom.com/free-things-to-do-in-lakeland/>

Polk Plays

- Does your child use a school readiness voucher through the Early Learning Coalition of Polk County?
- Are you a Polk County resident with an EBT SNAP card?

If you answer yes to EITHER of these questions, you can receive a FREE one-year membership to Florida Children's Museum. Membership includes all members of your household. Learn more and sign up at polkplays.org

Solo Parent

This FREE program is designed to empower single parents by unlocking their emotional, spiritual, and physical potential. Learn more: <https://soloparent.org/florida>

Free Books for Children 0-5

uwcf.org/dolly-partons-imagination-library/

United Way's 211

Call 211 or visit 211.org

Getting free confidential help for needs such as food, housing, employment, utilities, mental health and much more is just a text, call, or click away.

ECHO Ministries

Help provide tangible needs to children in foster, adoptive, relative and non-relative care. To Donate: ECHO Distribution Center every Wednesday from 9AM-12PM at 3625 Century Blvd Unit 1A, Lakeland, FL.
<https://www.echoministriesflorida.net/>

Find Help (Previously Aunt Bertha)

<https://www.findhelp.org/>

Find local resources for food, health, housing, employment programs & other community resources in seconds.

FREE Tax Prep

<https://myfreetaxes.com/>

HOPE FLORIDA A PATHWAY TO PROSPERITY Call 850-300-HOPE

myflfamilies.com/services/hope-florida

Services offered by Hope Navigators:

- Identifying goals and barriers
- Referrals to local, community-based partners
- One-on-one support to develop a plan to achieve economic-self sufficiency

Autism/ASD Support Group

Last Friday of each month 10AM-11:30AM

At Bonnet Springs Park in Lakeland
Childcare will be provided.

Please call (813) 455-2846 or email Efigueroa2@usf.edu to register.

Circuit 10 Children's Mental & Behavioral Health Resources

<https://sites.google.com/view/floridac10/mhbhresources/home>

On this site you will find:

- o Heartland for Children's Parent Portal
- o MyFloridaMyFamily Community Services
- o Florida Mobile Response Team- 24/7 Crisis Assistance
- o Florida Statewide Medicaid Managed Care
- o Florida Association of Christian Child Caring Agencies
- o Florida Network Short-term Residential Programs
- o Center for Autism Related Disabilities (CARD)
- o National Alliance on Mental Illness
- o Post Adoption Support
- o Zebra Coalition
- o Central FL Behavioral Health Network
- o Hope Florida – A Pathway to Prosperity

Food Distribution Schedule

Polk, Highlands and Hardee Counties Food Distribution Sites

uwcf.org/initiatives/endhunger/schedule/

Healthy Families Florida

Family support and coaching program that helps parents provide the safe and stable environments children need for healthy growth and development.
healthyfamiliesfla.org/programs_map.html

Domestic Violence Services

Peace River Center's Domestic Violence Program provides free, confidential services for individuals affected by domestic violence, sexual assault and human trafficking crimes, their family members and friends in Polk, Hardee and Highlands counties.

24-Hour Domestic Violence Crisis Lines

Hardee/Highlands 863.386.1167

Polk 863.413.2700

Victim Services Office Line 863.413.2708

Victim Services – Polk County 1860 South Crystal Lake Drive, Lakeland, FL 33801

Victim Services – Hardee/Highlands Counties

1570 Lakeview Drive, Sebring, FL 33870

HFC EVENTS

Foster Care Info Nights

Tuesday, March 4th at 6PM
Lake Wales Rec Center
1001 Burns Ave, Lake Wales

Monday, March 17th at 10AM
Unfiltered Bartow Coffee Shop
160 S Broadway Ave, Bartow

Monday, March 24th at 6PM
Virtual via Teams

Register: 863-519-8900 x 289

HFC's "Let's Talk About it" Podcast

where we provide education and resources for family matters in Polk, Highlands and Hardee Counties
[Apple Podcasts](#) / [Anchor](#) / [Spotify](#) / [YouTube](#)

POLK COUNTY

Free Trainings for Parents & Teachers

Early Learning Coalition of Polk County is hosting classes in multiple locations providing tools and resources and food. Space is limited.
Register here: <https://bit.ly/3AJaZ3>

Peer Recovery Center

Center for Behavioral Health Annex
1501 1st Street South, Winter Haven, FL 33880
Hours: Monday – Friday from 9AM-3PM
The center is a place for adults with a mental health diagnosis to receive education, support, resources and socialization.
Contact: (863) 293-1121 x 205789 for more info

Florida Children Museum

400 Bonnet Springs Blvd.
Lakeland, FL 33815
Contact: (863) 687-3869
<https://explorefcmm.org>

Carol Jenkin Barnett United Way Resource Center

Offers weekly classes for children from infants through age 5 where parents and children will learn and socialize as they participate in fun, stimulating, developmental activities. These classes are FREE and a great opportunity to meet other moms and caregivers.

- Breast Feeding Support Group
- Autism/ASD Support Group
- Child Development Classes
- Free Tax Prep
- Healthcare Navigator
- Free Child Development Screenings (1st Wednesday and 3rd Monday each month)
- Infant Massage Classes

Location: 400 Bonnet Springs Blvd. Lakeland, FL 33815
<https://uwcf.org/resourcecenter/>

HIGHLANDS COUNTY

Swimming Lessons at YMCA

<http://www.highlandsymca.org/aquatics.htm>

Champion for Children

Provides child abuse and neglect prevention programs and early-intervention services to children and families in Highlands County.

Contact for more info about the documentary **RESILIENCE: The Biology of Stress and the Science of Hope** which talks about the connection between trauma and health.

Office: (863) 382-2905
<https://www.championforchildren.org/>

Children's Museum of the Highlands

Hands on Learning for Ages 1-12
Cost: \$8/per person (ages 1+) for all day play.
219 N Ridgewood Dr. Sebring, Florida
(863) 451-5385 (contact museum for updated hours)

Preservers of Life

Highlands County Community Nursing Organization
This organization provides prevention healthcare and helps businesses and individuals integrate holistic health and wellness practices.

Kasey Pacheco, Community Nurse Collaborator
Kasey@preserversoflife.com | (863) 420-5255

FREE GED Prep & ESOL Classes

South Florida State College is offering free classes for adults in Highlands and Hardee Counties to improve adult literacy.
Contact: Sari Crews
863-784-7473 | sari.crews@southflorida.edu
<https://www.southflorida.edu/future-students/general-educational-development-program-ged>

HARDEE COUNTY

Hardee County Swimming Resources

[Swim Lessons | Florida Department of Health in Hardee \(floridahealth.gov\)](#)

Hardee Help Center

A Christ-centered community service organization bringing hope & healing to Hardee County families in difficult seasons of life.
713 E Bay Street Wauchula, FL 33873
Contact: info@hardeehelpcenter.com | 863-773-0034

Visit Hardee

Website for upcoming events, community updates and resources: <https://www.visithardee.com/events>

FREE GED Prep & ESOL Classes

South Florida State College is offering free classes for adults in Highlands and Hardee Counties to improve adult literacy.
Contact: Sari Crews
863-784-7473 | sari.crews@southflorida.edu
<https://www.southflorida.edu/future-students/general-educational-development-program-ged>

DATES FOR FEBRUARY

- 2/9-2/15 - Foster Family Appreciation Week
- Teen Dating Violence Awareness Month
- Black History Month
- 2/14 – Valentine's Day

SAFETY RESOURCES

Internet Safety and Tips

- [Information, Advice and Support to Keep Children Safe Online \(internetmatters.org\)](#)
- [NetSmartz Home \(missingkids.org\)](#)

Safe Sleep

- www.ounce.org/safe_sleep.html

Swim Safety Tips

- Pool Party Water Safety Tips: bit.ly/41UoFcY
- Water Safety Tips: ounce.org/water_safety.html

Hot Car Safety Tips

- nhtsa.gov/campaign/heatstroke

COMMUNITY RESOURCES

Good Shepherd Hospice Grief Support Programs

<https://www.chaptershealth.org/care-support/grief-services/>

Polk County Free Things To Do

<https://lakelandmom.com/free-things-to-do-in-lakeland/>

Polk Plays

- Does your child use a school readiness voucher through the Early Learning Coalition of Polk County?
- Are you a Polk County resident with an EBT SNAP card?

If you answer yes to EITHER of these questions, you can receive a FREE one-year membership to Florida Children's Museum. Membership includes all members of your household. Learn more and sign up at polkplays.org

Free Books for Children 0-5

uwcf.org/dolly-partons-imagination-library/

United Way's 211

Call 211 or visit 211.org

Getting free confidential help for needs such as food, housing, employment, utilities, mental health and much more is just a text, call, or click away.

ECHO Ministries

Help provide tangible needs to children in foster, adoptive, relative and non-relative care.

To Donate: ECHO Distribution Center every Wednesday from 9AM-12PM at 3625 Century Blvd Unit 1A, Lakeland, FL.

<https://www.echoministriesflorida.net/>

Find Help (Previously Aunt Bertha)

<https://www.findhelp.org/>

Find local resources for food, health, housing, employment programs & other community resources in seconds.

Take the All4Health FL Community Survey

<https://www.surveymonkey.com/r/All4HealthFL25>

HOPE FLORIDA A PATHWAY TO PROSPERITY Call 850-300-HOPE

myflfamilies.com/services/hope-florida

Services offered by Hope Navigators:

- Identifying goals and barriers
- Referrals to local, community-based partners
- One-on-one support to develop a plan to achieve economic-self sufficiency

Autism/ASD Support Group

Last Friday of each month 10AM-11:30AM

At Bonnet Springs Park in Lakeland
Childcare will be provided.

Please call (813) 455-2846 or
email Efigueroa2@usf.edu to register.

Circuit 10 Children's Mental & Behavioral Health Resources

<https://sites.google.com/view/floridac10/mhbmresources/home>

On this site you will find:

- Heartland for Children's Parent Portal
- MyFloridaMyFamily Community Services
- Florida Mobile Response Team- 24/7 Crisis Assistance
- Florida Statewide Medicaid Managed Care
- Florida Association of Christian Child Caring Agencies
- Florida Network Short-term Residential Programs
- Center for Autism Related Disabilities (CARD)
- National Alliance on Mental Illness
- Post Adoption Support
- Zebra Coalition
- Central FL Behavioral Health Network
- Hope Florida – A Pathway to Prosperity

Food Distribution Schedule

Polk, Highlands and Hardee Counties Food Distribution Sites

uwcf.org/initiatives/endhunger/schedule/

Healthy Families Florida

Family support and coaching program that helps parents provide the safe and stable environments children need for healthy growth and development.
healthyfamiliesfla.org/programs_map.html

Domestic Violence Services

Peace River Center's Domestic Violence Program provides free, confidential services for individuals affected by domestic violence, sexual assault and human trafficking crimes, their family members and friends in Polk, Hardee and Highlands counties.

24-Hour Domestic Violence Crisis Lines

Hardee/Highlands 863.386.1167

Polk 863.413.2700

Victim Services Office Line 863.413.2708

Victim Services – Polk County 1860 South Crystal Lake Drive, Lakeland, FL 33801

Victim Services – Hardee/Highlands Counties

1570 Lakeview Drive, Sebring, FL 33870

HFC EVENTS

Foster Care Info Nights

Tuesday, February 11th at 6PM
Spring Haven Retirement
1125 Havendale Blvd NW,
Winter Haven

Tuesday, February 18th at 6:30PM
Ax Caliber – 204 E Orange St.
Lakeland

Monday, February 24th at 6PM
Virtual via Teams

Register: 863-519-8900 x 289

HFC's "Let's Talk About it" Podcast

where we provide education and resources for family matters in Polk, Highlands and Hardee Counties

[Apple Podcasts](#) / [Anchor](#) / [Spotify](#) / [YouTube](#)

POLK COUNTY

Free Trainings for Parents & Teachers

Early Learning Coalition of Polk County is hosting classes in multiple locations providing tools and resources and food. Space is limited.
Register here: <https://bit.ly/3AJqNz3>

Peer Recovery Center

Center for Behavioral Health Annex
1501 1st Street South, Winter Haven, FL 33880
Hours: Monday – Friday from 9AM-3PM
The center is a place for adults with a mental health diagnosis to receive education, support, resources and socialization.
Contact: (863) 293-1121 x 205789 for more info

Florida Children Museum

400 Bonnet Springs Blvd.
Lakeland, FL 33815
Contact: (863) 687-3869
<https://explorefcmm.org>

Carol Jenkin Barnett United Way Resource Center

Offers weekly classes for children from infants through age 5 where parents and children will learn and socialize as they participate in fun, stimulating, developmental activities. These classes are FREE and a great opportunity to meet other moms and caregivers.

- Breast Feeding Support Group
- Autism/ASD Support Group
- Child Development Classes
- Free Tax Prep
- Healthcare Navigator
- Free Child Development Screenings (1st Wednesday and 3rd Monday each month)
- Infant Massage Classes

Location: 400 Bonnet Springs Blvd. Lakeland, FL 33815
<https://uwcf.org/resourcecenter/>

HIGHLANDS COUNTY

Swimming Lessons at YMCA

<http://www.highlandsymca.org/aquatics.htm>

Champion for Children

Provides child abuse and neglect prevention programs and early-intervention services to children and families in Highlands County.

Contact for more info about the documentary **RESILIENCE: The Biology of Stress and the Science of Hope** which talks about the connection between trauma and health.

Office: (863) 382-2905
<https://www.championforchildren.org/>

Children's Museum of the Highlands

Hands on Learning for Ages 1-12
Cost: \$8/per person (ages 1+) for all day play.
219 N Ridgewood Dr. Sebring, Florida
(863) 451-5385 (contact museum for updated hours)

Preservers of Life

Highlands County Community Nursing Organization
This organization provides prevention healthcare and helps businesses and individuals integrate holistic health and wellness practices.

Kasey Pacheco, Community Nurse Collaborator
Kasey@preserversoflife.com | (863) 420-5255

FREE GED Prep & ESOL Classes

South Florida State College is offering free classes for adults in Highlands and Hardee Counties to improve adult literacy.
Contact: Sari Crews
863-784-7473 | sari.crews@southflorida.edu
<https://www.southflorida.edu/future-students/general-educational-development-program-ged>

HARDEE COUNTY

Hardee County Swimming Resources

[Swim Lessons | Florida Department of Health in Hardee \(floridahealth.gov\)](#)

Hardee Help Center

A Christ-centered community service organization bringing hope & healing to Hardee County families in difficult seasons of life.
713 E Bay Street Wauchula, FL 33873
Contact: info@hardeehelpcenter.com | 863-773-0034

Visit Hardee

Website for upcoming events, community updates and resources: <https://www.visithardee.com/events>

FREE GED Prep & ESOL Classes

South Florida State College is offering free classes for adults in Highlands and Hardee Counties to improve adult literacy.
Contact: Sari Crews
863-784-7473 | sari.crews@southflorida.edu
<https://www.southflorida.edu/future-students/general-educational-development-program-ged>