



Community Based Care: Hardee, Highlands & Polk Counties

CBC Performance and Quality Improvement Meeting
Data for Week Ended Sunday, September 11, 2022

No Meeting This Week



Community Based Care Lead Agency Scorecard

FY 21-22, 4th Quarter: April 01, 2022 to June 30, 2022

CBC Lead Agency Scorecard Performance Table	Safety				Permanency				Well-Being			
Measures	1. Rate of Abuse per 100,000 days while in foster care.	2. Percent of children who are not neglected or abused during in-home services.	3. Children who are not neglected or abused after closure of services.	4. Children under supervision who are seen every 30 days.	5. Children exiting foster care to a permanent home within 12 months of entering care.	6. Children achieving permanency in 12 months for children in foster care 12 to 23 months.	7. Children who do not re-enter foster care within 12 months of moving to a permanent home.	8. Children's placement moves per 1,000 days in foster care.	9. Children in out-of-home care who have received medical services in the last 12 months.	10. Children in out-of-home care who received dental services within the last 7 months.	11. Young adults in foster care at age 18 that have completed or are enrolled in secondary education.	12. Children placed with all of their siblings who are in out of home care.
Standard	8.5	95.0%	95.0%	99.5%	40.5%	43.6%	91.7%	4.12	95.0%	95.0%	80.0%	65.0%
Reporting Period	04/01/21 - 03/31/22	04/01/21 - 03/31/22	10/01/20 - 09/30/21	07/01/21 to 06/30/22	07/01/20 to 06/30/21	7/1/21	07/01/20 to 06/30/20	07/01/21 to 06/30/22	6/30/22	6/30/22	07/01/21 to 06/30/22	6/30/22
Brevard Family Partnership	9.84	95.1%	96.6%	99.7%	32.0%	55.6%	92.7%	3.76	96.7%	91.4%	95.0%	61.1%
ChildNet - Broward	8.12	96.5%	95.6%	99.7%	35.7%	51.7%	83.0%	4.39	96.7%	89.4%	93.7%	64.8%
ChildNet - Palm Beach	7.76	95.9%	95.8%	99.6%	33.3%	61.1%	92.7%	3.77	97.8%	91.9%	73.8%	63.3%
Children's Network of SW Florida	7.47	96.5%	97.5%	99.8%	37.3%	60.9%	94.6%	4.66	96.8%	96.5%	89.7%	60.8%
Citrus Health Network	7.38	96.9%	97.3%	98.2%	24.9%	34.8%	89.5%	7.51	92.5%	74.7%	53.5%	58.7%
Communities Connected for Kids	3.39	95.4%	98.4%	99.6%	30.7%	4570.0%	87.5%	3.17	97.7%	96.3%	93.5%	62.3%
Community Partnership for Childr.	6.68	94.4%	98.3%	99.6%	45.0%	77.6%	90.3%	2.97	95.9%	94.2%	85.0%	54.4%
Eckerd Community Hillsborough	3.99	95.6%	97.0%	99.3%	27.0%	50.9%	86.4%	4.10	93.5%	65.9%	92.3%	61.4%
Embrace Families	8.51	95.0%	96.4%	97.6%	30.2%	45.3%	92.1%	8.33	61.2%	32.0%	88.0%	60.6%
Families First Network	6.84	95.1%	97.5%	99.6%	22.8%	37.8%	92.8%	7.33	91.0%	81.4%	83.3%	61.0%
Family Integrity Program	4.06	98.5%	97.1%	99.9%	48.7%	62.2%	88.6%	2.87	98.8%	96.4%	66.6%	59.0%
Family Support Services North Fla	6.64	96.6%	96.5%	99.8%	36.9%	62.3%	86.3%	5.70	95.0%	85.5%	100.0%	56.6%
FSS Suncoast	7.3	93.1%	94.6%	97.0%	26.9%	41.8%	93.4%	5.97	66.3%	36.8%	95.3%	61.4%
Heartland For Children	9.74	95.3%	96.8%	99.8%	34.7%	49.4%	92.0%	3.89	96.8%	91.7%	100.0%	58.8%
Kids Central, Inc.	4.16	95.6%	96.6%	99.3%	33.1%	40.5%	86.2%	6.44	85.9%	65.8%	75.0%	65.5%
Kids First of Florida, Inc.	5.38	96.6%	95.6%	95.2%	30.4%	45.9%	90.7%	2.5	91.1%	77.3%	57.1%	68.3%
Northwest Florida Health Network	5.72	95.8%	97.7%	99.6%	30.6%	49.6%	92.3%	4.76	92.5%	88.3%	86.2%	59.6%
Partnership for Strong Families	4.29	96.7%	98.7%	99.9%	23.3%	61.0%	93.8%	4.56	85.8%	71.0%	81.8%	56.5%
Safe Children Coalition	8.69	97.8%	95.1%	99.3%	38.7%	53.8%	92.3%	5.05	93.2%	82.9%	69.2%	66.5%
Statewide	6.91	95.7%	96.5%	98.8%	31.6%	49.0%	90.6%	5.41	87.1%	73.3%	84.1%	61.1%
Red Zone	8.85	92.9%	92.9%	98.9%	36.3%	39.2%	90.8%	4.54	89.9%	89.9%	69.9%	60.0%

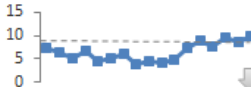



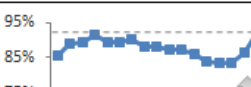

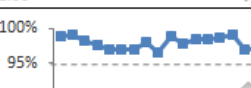
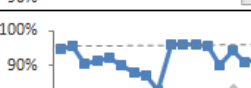



Contract Measures at a Glance

CBC Contract Measures – HFC Performance with CMO Breakdown

CBC Contract Measures - HFC Performance with CMO Breakdown

SFY 22-23 – 1st Quarter as of Month-End – August 2022

SFY 22-23 Contract Measure / Indicator	Reporting Period Description	Quarterly Trend	Prior Qtr (4th Quarter)	Current Qtr / Date Ranges	Current Target	Current Qtr Performance	CHS	LSF	OHU
1 SM01 - Rate of abuse per 100,000 days while in out-of-home care.	Twelve month period ending three months prior to the end of the report quarter.		9.74	1st Qtr 7/1/21-6/30/22	8.50	9.46	12.20	6.99	9.60
2 Number of children with finalized adoptions between July 1, 2022 and June 30, 2023.	Performance through the end of the month prior to the report month. Self Reporting		186 (PR: 180)	1st Qtr August 22	198 (Pro-Rated)	6.5 (PR: 51)	0 (PR:15)	5.5 (PR: 17)	1 (PR: 19)
3 SM04 - Percentage of children under supervision who are seen every thirty (30) days.	Twelve month period ending as of the end of the report quarter.		99.77%	1st Qtr 8/1/22-8/31/22	99.5%	99.85%	99.92%	99.75%	99.87%
4 SM05 - Children exiting foster care to a permanent home within twelve (12) months of entering care.	Twelve month period ending twelve months prior to the end of the report quarter.		34.8%	1st Qtr 10/1/20-9/30/21	40.5%	34.4%	35.7%	30.0%	38.3%
5 SM07 - Percentage of children who do not re-enter foster care within twelve (12) months of moving to a permanent home.	Twelve month period ending twenty-four months prior to the end of the report quarter.		92.0%	1st Qtr 10/1/19-9/30/20	91.7%	92.3%	92.1%	93.5%	90.9%
6 SM08 - Children's placement moves per 1,000 days in foster care.	Twelve month period ending as of the end of the report quarter.		3.90	1st Qtr 10/1/21-09/30/22	4.12	3.74	4.32	3.12	3.52
7 SM09 - Percent of children in out-of-home care who have received medical services in the last twelve (12) months.	Last day of the report quarter.		97.1%	1st Qtr 9/30/22	95.0%	97.2%	98.1%	97.7%	95.6%
8 SM10 - Percent of children in out-of-home care who have received dental services in the last seven (7) months.	Last day of the report quarter.		91.8%	1st Qtr 9/30/22	95.0%	91.4%	95.3%	86.1%	93.5%
9 SM11 - Percent of young adults who aged out of foster care who have completed or are enrolled in secondary education, vocational training, and/or adult education.	Twelve month period ending as of the end of the report quarter.		100.0%	1st Qtr 10/1/21-9/30/22	80.0%	100.0%	100.0%	100.0%	100.0%



Scorecard Measure 4 - September Weekly Report

Percent of children under supervision who are required to be seen every 30 days

Scorecard Measure #4 - Children Under Supervision Who Are Seen Every Thirty Days		
Supervision between 09/01/22 - 09/30/22		
Agency	# of Children <u>Not</u> seen in 30 days	% of Children seen timely
CHS	17	99.38%
LSF	7	99.84%
OHU	11	99.54%
Total	35	99.58%
<i>Source: "Children Under Supervision Who Are Seen Every Thirty Days - Report #1144" Data-as-of: 09/11/22</i>		

Scorecard Measure 4 - August Month-end Report

Percent of children under supervision who are required to be seen every 30 days

Scorecard Measure #4 - Children Under Supervision Who Are Seen Every Thirty Days		
Month-End Supervision - August 2022		
Agency	# of Children <u>Not</u> seen in 30 days	% of Children seen timely
CHS	2	99.92%
LSF	10	99.75%
OHU	12	99.87%
Total	24	99.85%
<i>Source: "Children Under Supervision Who Are Seen Every Thirty Days - Report #1144" Report-as-of: 09/08/22</i>		



Monthly Birth Parent Contacts

Target = 70% Mothers and 50% Fathers - seen monthly

Birth Parent Contact Completed 09/01/22 to 09/30/22							
AGENCY	# Moms Required	# Moms Completed	Mom % Completed	# Dads Required	# Dads Completed	Dad % Completed	Combined Average
CHS	195	25	12.8%	128	10	7.8%	10.3%
LSF	204	36	17.6%	142	13	9.2%	13.4%
OHU	164	9	5.5%	112	2	1.8%	3.6%
TOTAL	563	70	12.43%	382	25	6.54%	9.5%

Source: FSFN Data Warehouse – Ad Hoc Report; Data-as-of: 09/11/22

Birth Parent Contact Completed Month-end Data for August 2022							
AGENCY	# Moms Required	# Moms Completed	Mom % Completed	# Dads Required	# Dads Completed	Dad % Completed	Combined Average
CHS	180	80	44.4%	117	46	39.3%	41.9%
LSF	209	85	40.7%	141	55	39.0%	39.8%
OHU	164	83	50.6%	109	28	25.7%	38.1%
TOTAL	553	248	44.85%	367	129	35.15%	40.0%

Source: FSFN Data Warehouse – Ad Hoc Report; Report-as-of: 08/28/22, Data-as-of: 09/11/22



Scorecard Measures 5 & 6 - Children Achieving Permanency


SM05 - Percent of children exiting care to a permanent home within 12 months of entering care – Target = 40.5%

SM06 - Percent of children exiting care to a permanent home for children in care 12-23 months – Target = 43.6%

Reunifications Entered into FSFN: Week of 09/05/22 thru 09/11/22			
Agency	Timely	Un-Timely	Total
CHS			0
LSF		3	3
OHU	1	9	10
Total	1	12	13

Service Availabilities Service Snapshot of Availability as of 08/29/22	
Youth Villages	Peace River Home-to-Stay
5 – Polk	9 – Polk 0 – Highlands / Hardee

Scorecard Measure #5 - 10/01/20 to 09/30/21 Children Achieving Permanency within 0-12 Mths FY 22-23 - 1st Qtr as of 09/11/22			
Agency	Permanency within 12 mths	Total Children out-of-home care	Percent Timely Reunification
CHS	85	238	35.7%
LSF	87	290	30.0%
OHU	98	256	38.3%
HFC Total	270	784	34.44%

Scorecard Measure #6 - 10/01/21 Children Achieving Permanency within 12-23 Mths FY 22-23 - 1st Qtr as of 09/11/22			
Agency	Permanency within 12-23 mths	Total Children LOS 12-23 mths	Percent Timely Reunification
CHS	46	111	41.4%
LSF	65	137	47.4% 
OHU	31	88	35.2%
HFC Total	142	336	42.3%

Percentage to reach Yellow = 36.5%

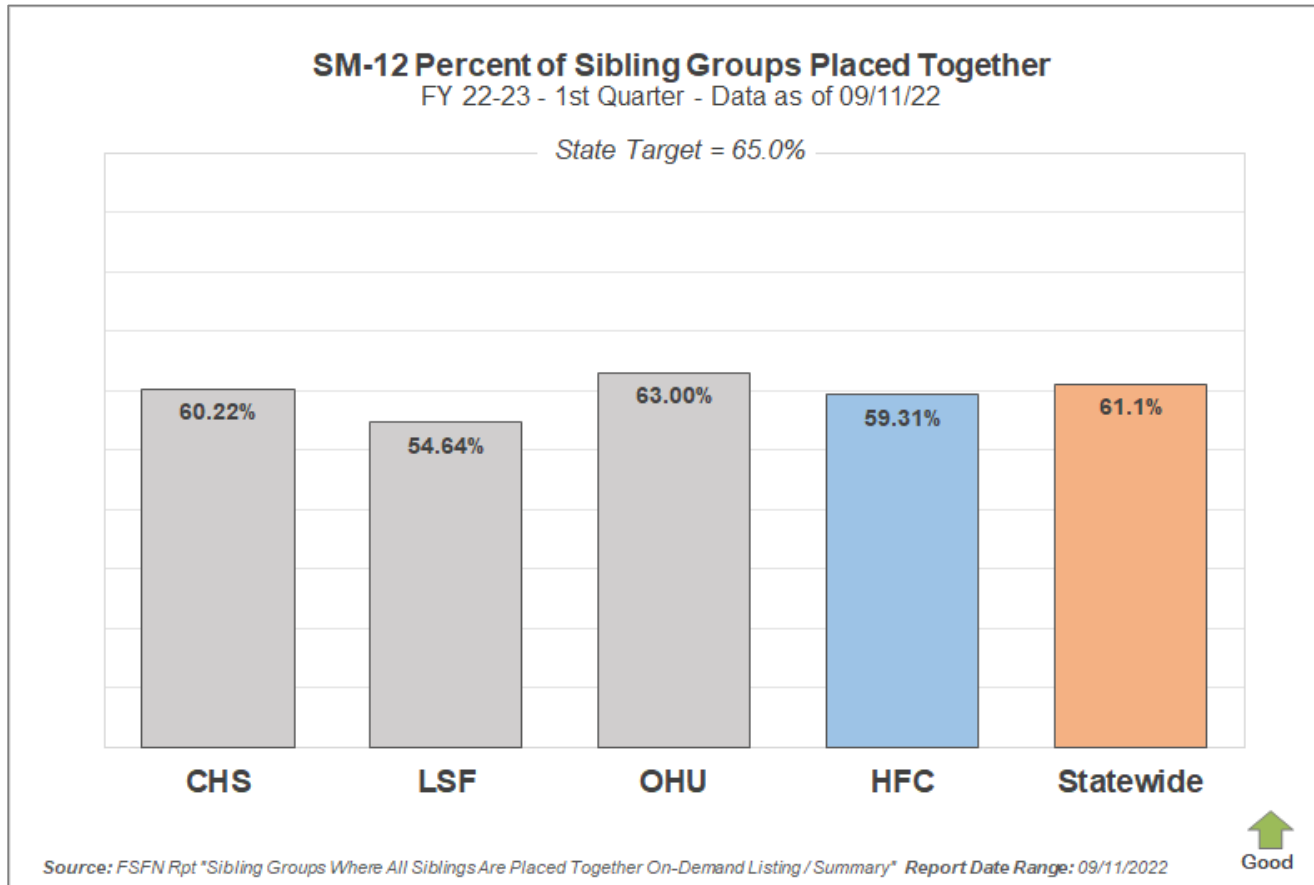


Scorecard Measure 12 – Separated Siblings

SM12 - Percentage of siblings groups in out-of-home care where all siblings are placed together – **Target = 65.0%**

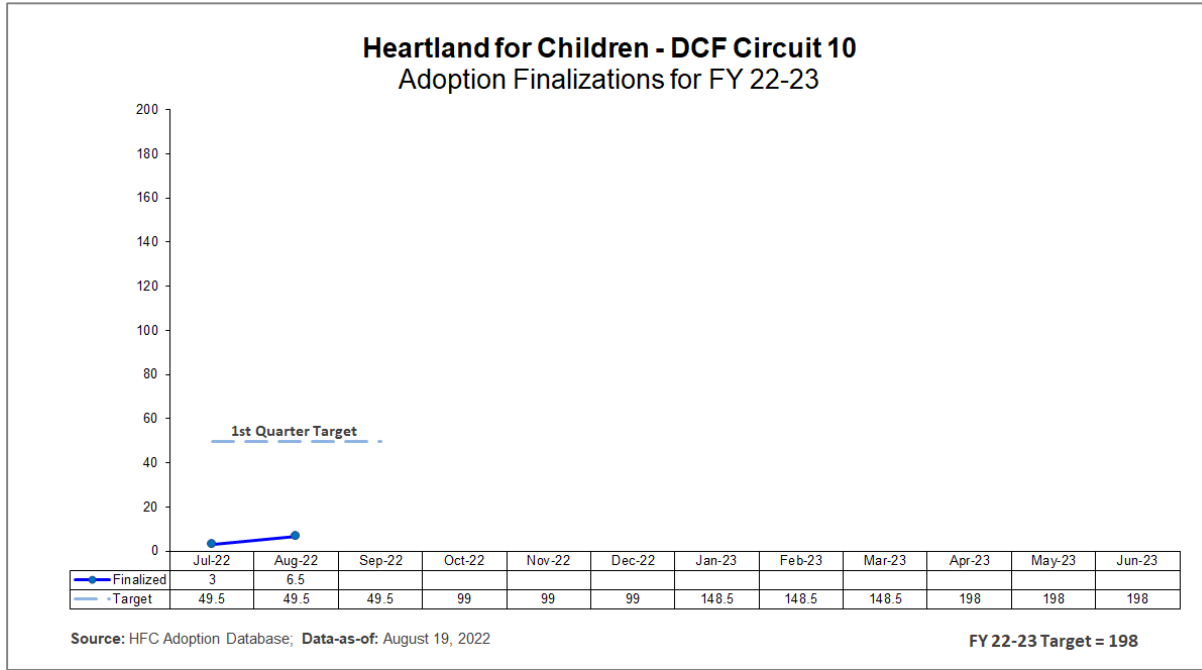
SM12 - Percent of Sibling Groups Placed Together			
Agency	Number of Cases w/ Siblings Together	Total Cases Sibling Groups	Percent of Siblings Placed Together
CHS	56	93	60.22%
LSF	53	97	54.64%
OHU	63	100	63.00%
HFC	172	290	59.31%

Number of sibling groups to achieve SM12 target – **17 Sibling Groups**



Adoption Finalizations

Percent of Adoptions Finalized with 24 Months of Removal & Percent of Adoption Goal Met



Upcoming Finalization Dates

September 14, 2022

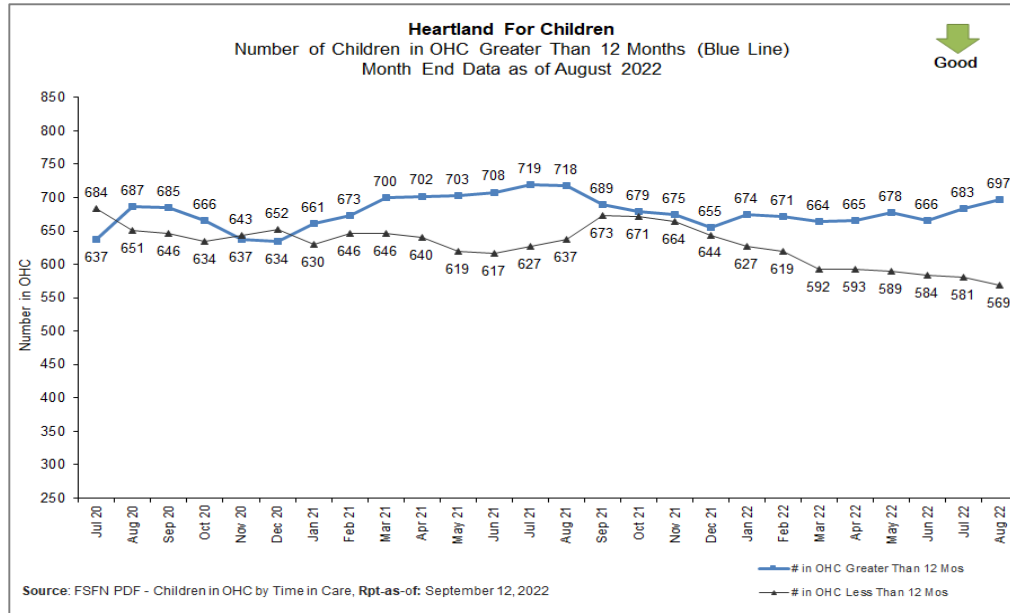
September 21, 2022

Adoption Finalizations				
FY 22-23 - <u>1st Quarter</u> as of 09/09/22				
CMO	Subsidy Files Submitted	Finalized Adoptions	Quarter Target	Quarter Target Met
CHS	3	0	15	0.0%
LSF	14	5.5	17	32.4%
OHU	7	1	19	5.3%
Total	24	6.5	51	12.7%

Adoption Finalizations			
Total Fiscal Year-to-Date			
Total Finalized	HFC Target	% Met	% w/in 24 Mths
6.5	198	3.3%	33.3%

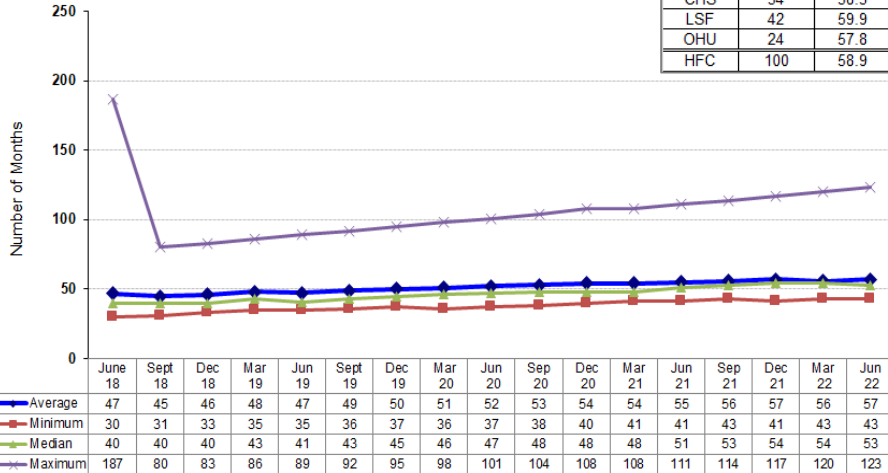


Permanency for Children in Out of Home Care



Heartland for Children Inc. 100 Children in Out of Home Care The Longest Quarterly Data Through June 2022

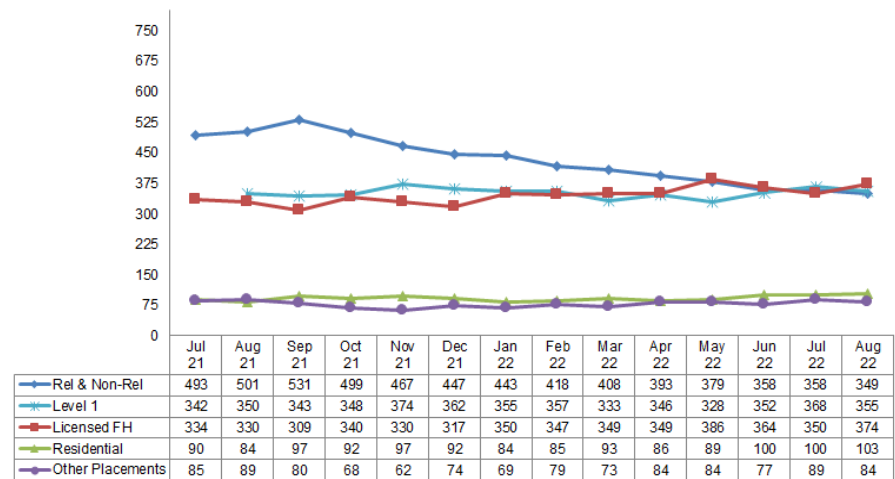
Month End - Aug 2022		
Agency	# of Children	Avg LOS (in Mths)
CHS	34	58.3
LSF	42	59.9
OHU	24	57.8
HFC	100	58.9



Source: FSFN Rpt - Children in OHC by Time in Care; Rpt-as-of: July 12, 2022

* 100 Children that have been in care the longest

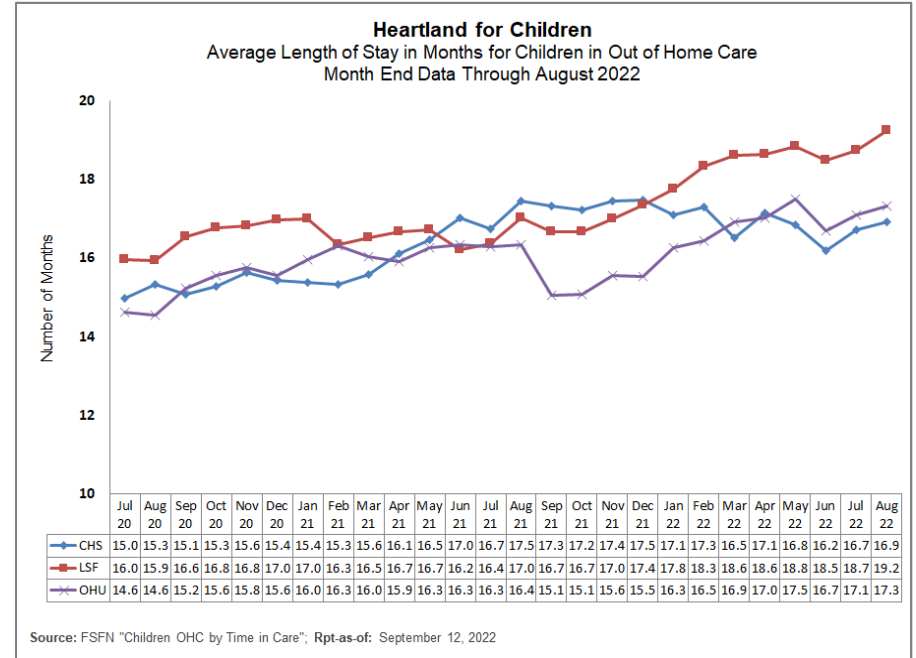
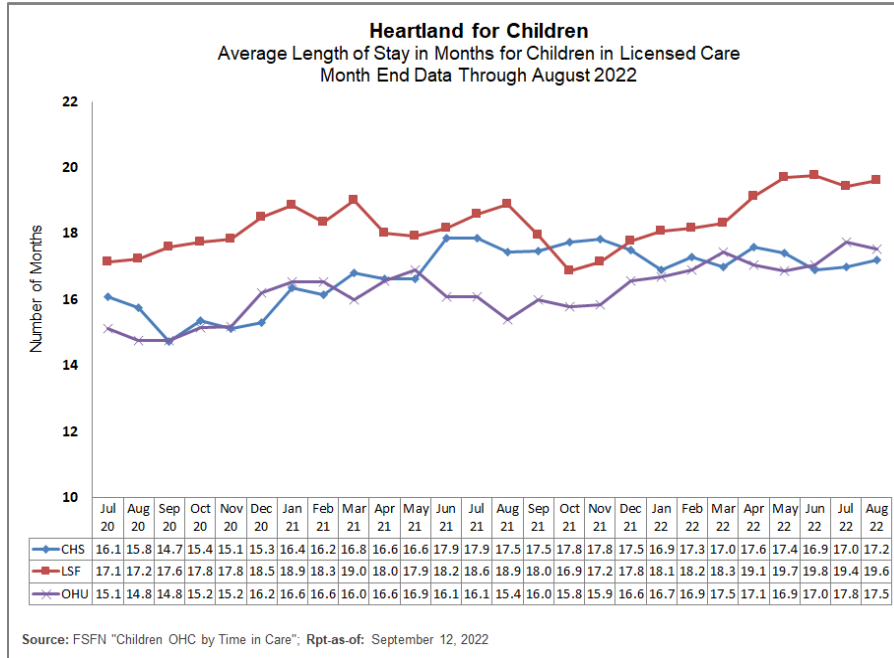
Heartland for Children, Inc. Number of Children in Out of Home Care by Placement Type Month End Data through August 2022



Source: FSFN "Children and Young Adults in OHC or Receiving In-Home Services by Age"; Rpt-as-of: September 12, 2022



Length of Stay for Children by Case Management Organization



Children's Legal Services- Shelter Report

CLS Weekly Shelter Report FY 2022-23 as of September 12, 2022

CLS WEEKLY SHELTER REPORT - FY 2022-2023														22/23	21/22
	JUL	AUG	SEP	OCT	NOV	DEC	JAN	FEB	MAR	APR	MAY	JUN	Totals	Totals	
# of Shelter Hearings															
Polk	29	24	4										57	315	
Highlands	5	3	1										9	44	
Hardee	0	0	0										0	23	
Total	34	27	5										66	379	
# Children Removed															
Polk	50	55	4										109	551	
Highlands	8	9	4										21	71	
Hardee	0	0	0										0	43	
Total	58	64	8										130	656	
Total Children Denied Shelter															
Polk	0	0	0										0	0	
Highlands	0	0	0										0	0	
Hardee	0	0	0										0	0	
Total	0	0	0										0	0	
# Children Placed with Relative															
Polk	28	43	1										72	285	
Highlands	5	6	2										13	55	
Hardee	0	0	0										0	26	
Total	33	49	3										85	357	
# Children Placed with Non Relative															
Polk	5	10	1										16	80	
Highlands	0	0	2										2	6	
Hardee	0	0	0										0	3	
Total	5	10	3										18	89	
# Children Placed with Fictive Kin															
Polk	1	0	0										1	6	
Highlands	0	0	0										0	1	
Hardee	0	0	0										0	1	
Total	1	0	0										1	8	
# Children Placed in Foster Care															
Polk	16	2	2										20	180	
Highlands	3	3	0										6	11	
Hardee	0	0	0										0	11	
Total	19	5	2										26	202	

% of Children Sheltered Placed in Foster Care Data as of 09/12/22			
Month	20-21	21-22	22-23
Jul	28.6%	22.1%	32.8%
Aug	21.9%	43.5%	7.8%
Sep	27.3%	28.2%	25.0%
Oct	22.4%	28.9%	
Nov	20.4%	36.8%	
Dec	24.5%	19.4%	
Jan	25.0%	48.8%	
Feb	20.5%	15.6%	
Mar	21.7%	47.2%	
Apr	17.5%	26.9%	
May	23.4%	27.5%	
Jun	38.5%	32.4%	
FY Total	24.9%	30.8%	20.0%

Shelter Count for the Week of September 06 - September 12, 2022			
	Polk	Highlands	Hardee
Shelters	4	1	0
Children Removed	4	4	0
Placed w/ a Relative	1	2	0
Placed w/a Non-Rel	1	2	0
Placed w/a Fictive Kin	0	0	0
Placed in Foster Care	2	0	0



Case Transfer Staffing Data

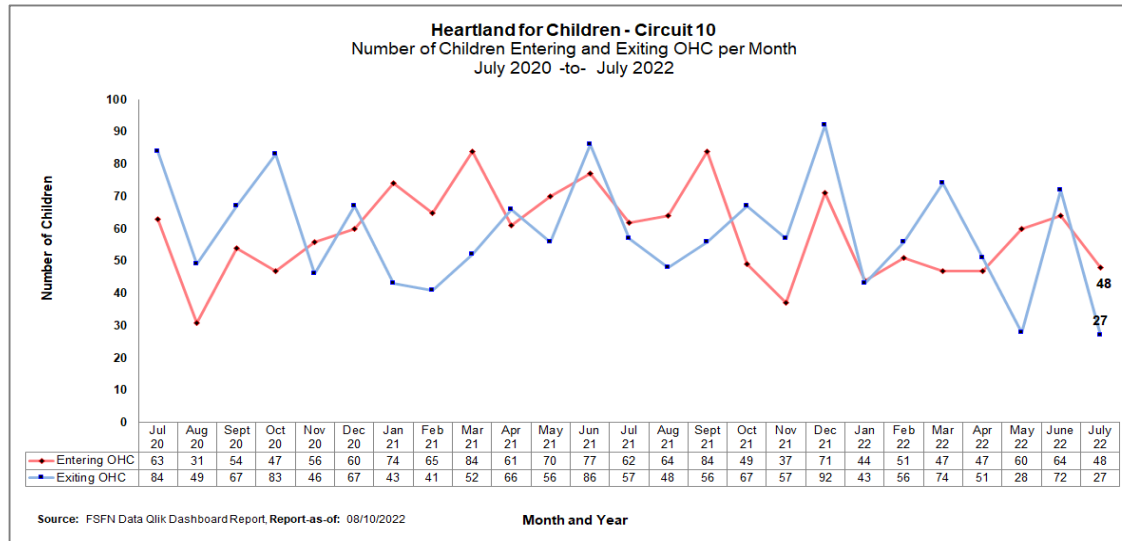
Case Transfer Data For Fiscal Year July 1, 2022 – June 30, 2023 - Data as of 09/13/22

	JUL	AUG	SEP	OCT	NOV	DEC	JAN	FEB	MAR	APR	MAY	JUN	22-23 Totals	21-22 Totals
Number of Children														
CHS	32	32	5										69	358
LSF	31	34	7										72	355
OHU Polk	12	18	5										35	147
One Hope	37	49	9										95	503
Total	112	133	26										271	1363
Out of Home Care														
CHS	19	19	4										42	200
LSF	17	15	3										35	188
OHU Polk	8	9	5										22	103
One Hope	12	8	3										23	113
Total	56	51	15										122	604
In - Home Judicial														
CHS	5	0	0										5	4
LSF	2	1	0										3	16
OHU Polk	0	0	0										0	2
One Hope	0	2	0										2	6
Total	7	3	0										10	28

	JUL	AUG	SEP	OCT	NOV	DEC	JAN	FEB	MAR	APR	MAY	JUN	22-23 Totals	21-22 Totals
Non-Judicial In - Home Services														
CHS	6	8	1										15	116
LSF	10	10	4										24	95
OHU Polk	4	9	0										13	31
One Hope	3	3	0										6	35
Total	23	30	5										58	277
OCS / ICPC Courtesy Supervision														
CHS	0	0	0										0	0
LSF	0	0	0										0	0
OHU Polk	0	0	0										0	0
One Hope	22	29	6										57	338
Total	22	29	6										57	338
Reinstatement of Protective Services Supervision (Notice of Hearings)														
CHS	0	3	0										3	17
LSF	0	6	0										6	46
OHU Polk	0	0	0										0	2
One Hope	0	4	0										4	0
Total	0	13	0										13	65

Children Entering & Exiting Care

Number of Children Entering and Exiting Out-of-Home Care per Month





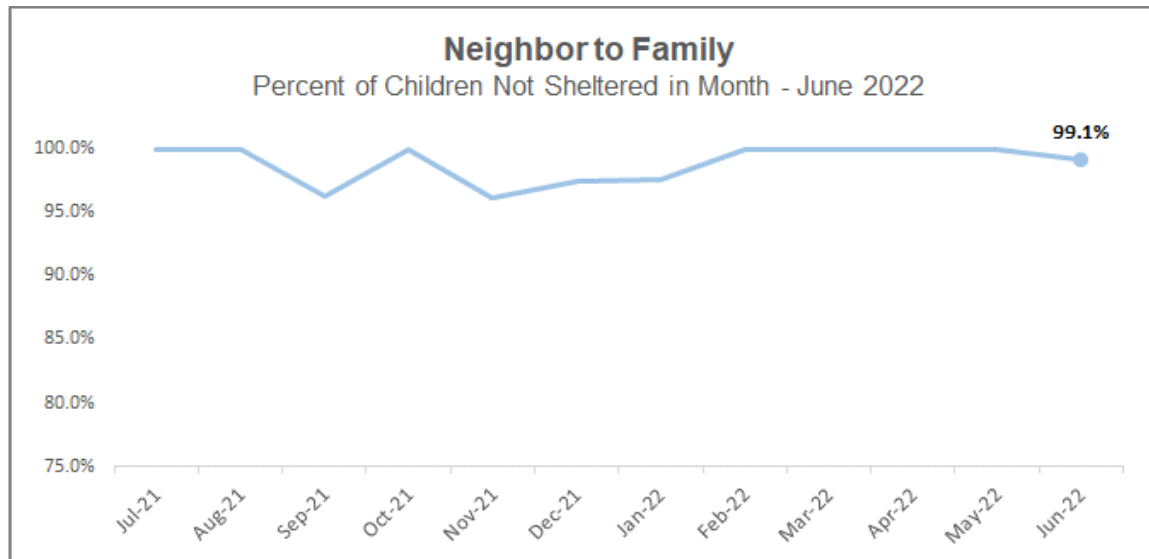
Neighbor to Family – Weekly & Monthly Census

21-22 Fiscal Year to Month - Percentage of Children Not Sheltered: **97.5%**

“Answered all of my questions.”

- NTF Parent Satisfaction Survey– Q: What we are doing well?

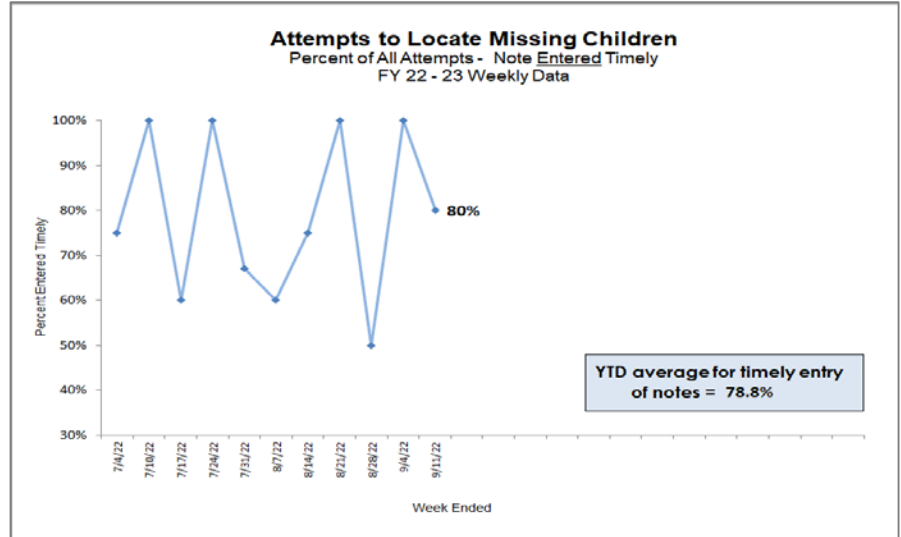
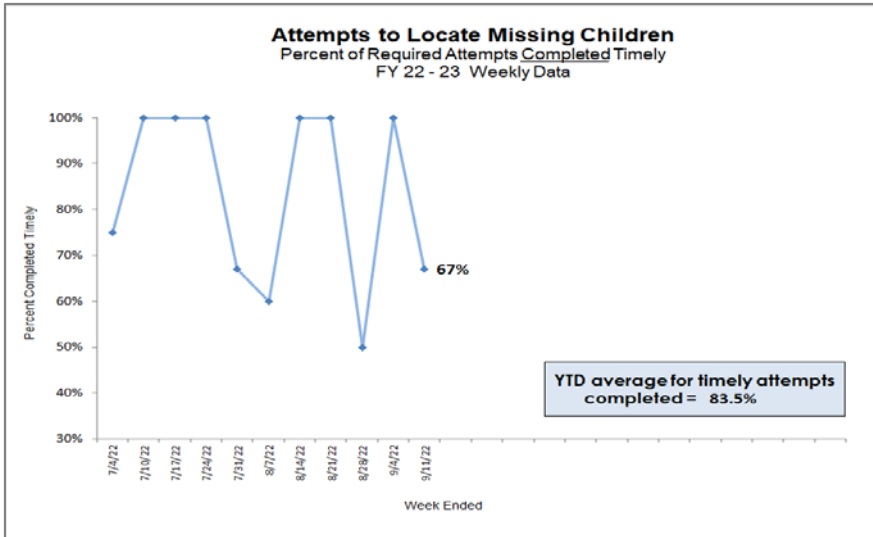
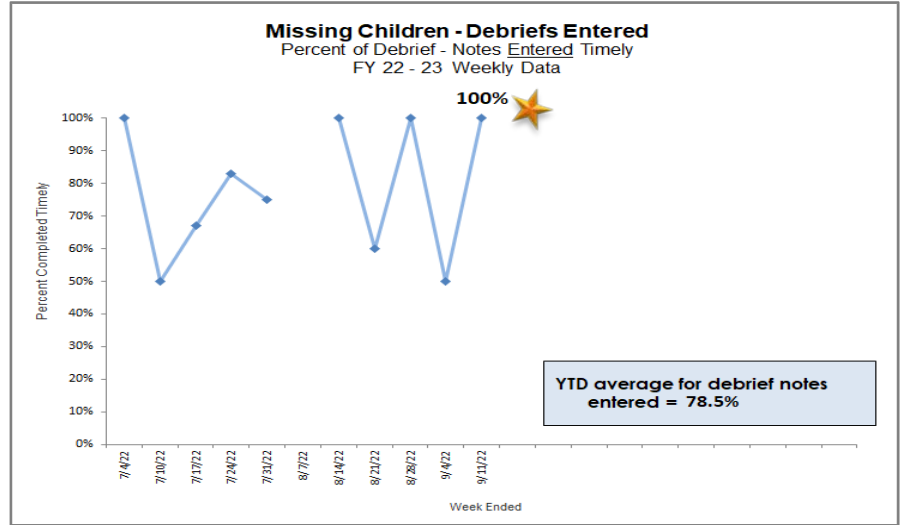
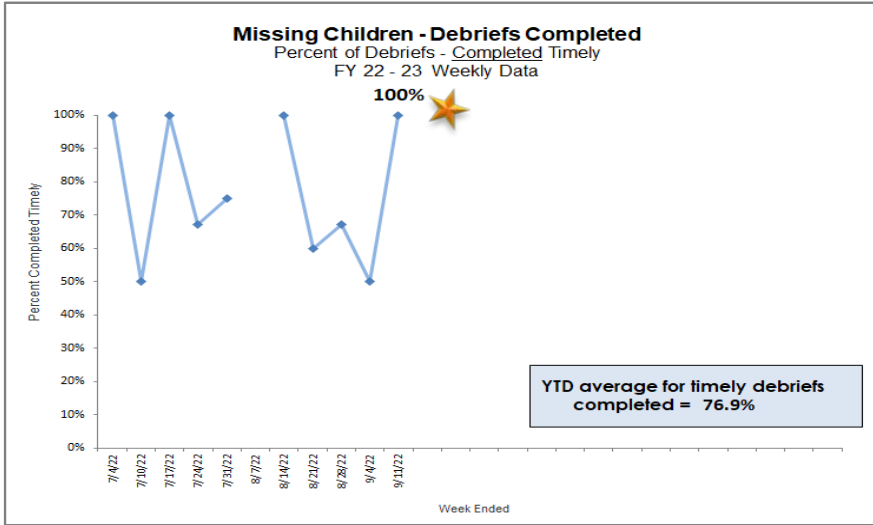
Neighbor To Family - Weekly Census Numbers		
Weekly Data 09/06/22 through 09/12/22		
Referral Type	Number of Families	Number of Children
CPI - Safety Management	0	0
CPI - Family Support	21	54
Specialized - Family Support	6	16
Prevention - Comm. Referral	30	54
Special Conditions Report	5	7
Nurturing Parenting	15	19
NTF - Total Services	77	150



Missing Children

HFC – DCF Circuit 10 Missing Youth Data as of Reporting Date

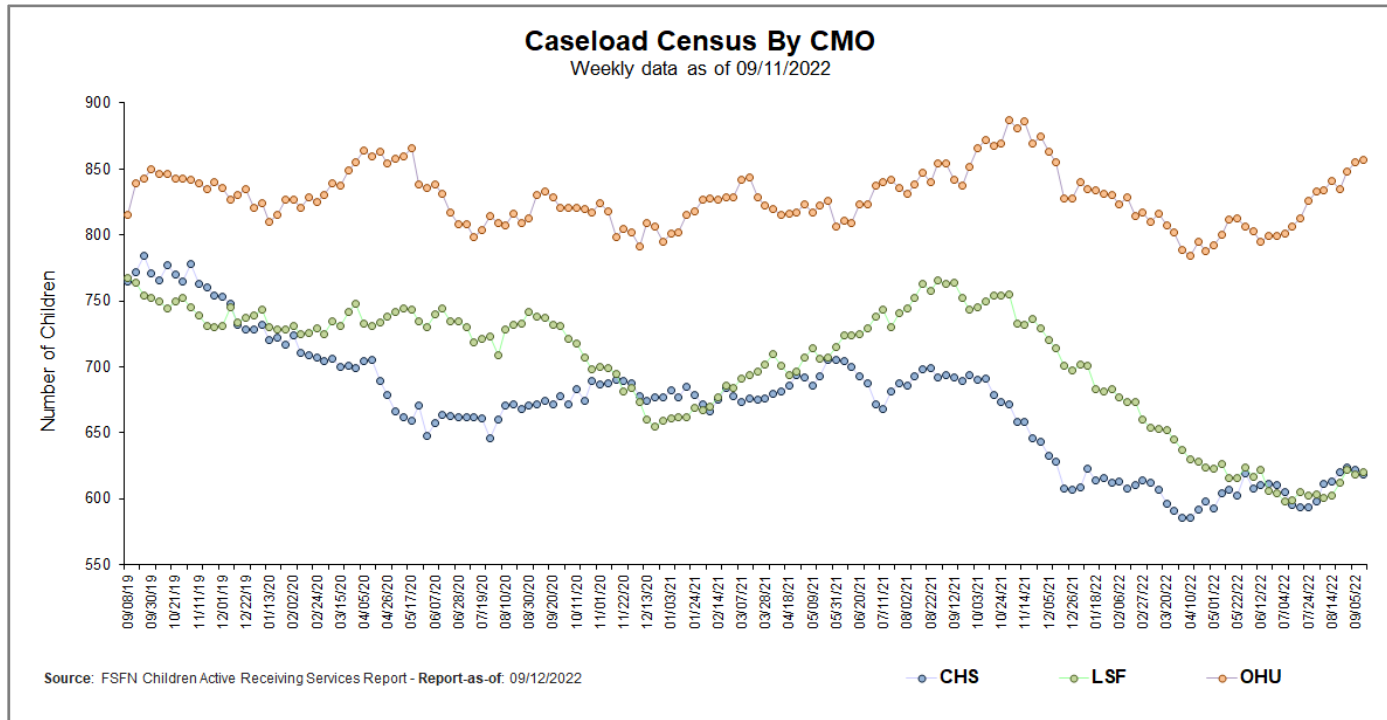
Weekly Data - Week ending 09/11/2022					
	Current Missing	Late Reports	Late ATL	Recoveries	Late Debriefs
CHS	1	0	1	0	0
LSF	3	0	0	1	0
OHU	2	0	0	3	0
CPI	0	0	0	0	0
Total	6	0	1	4	0



Caseload Census Information

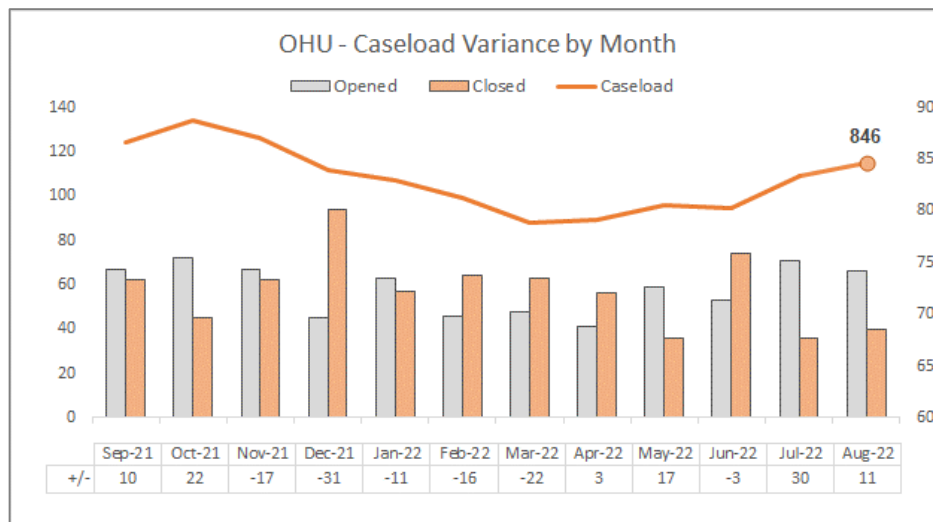
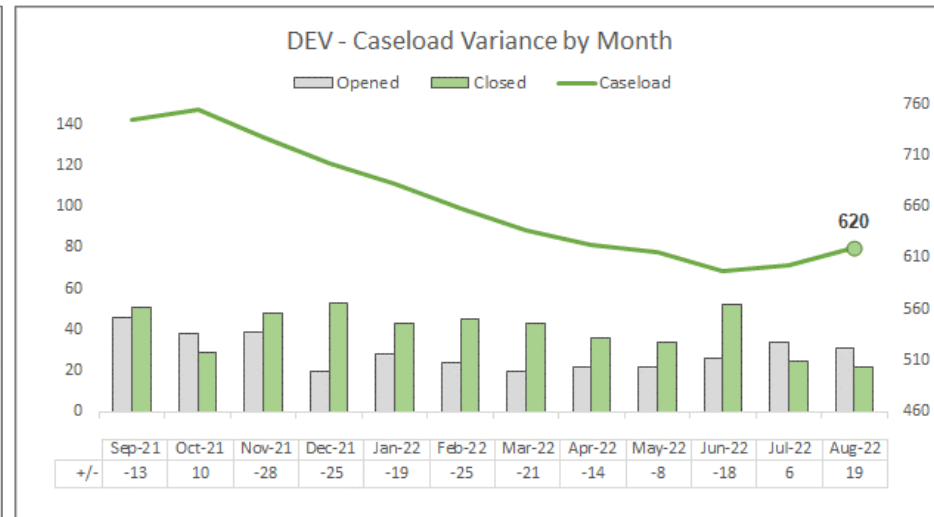
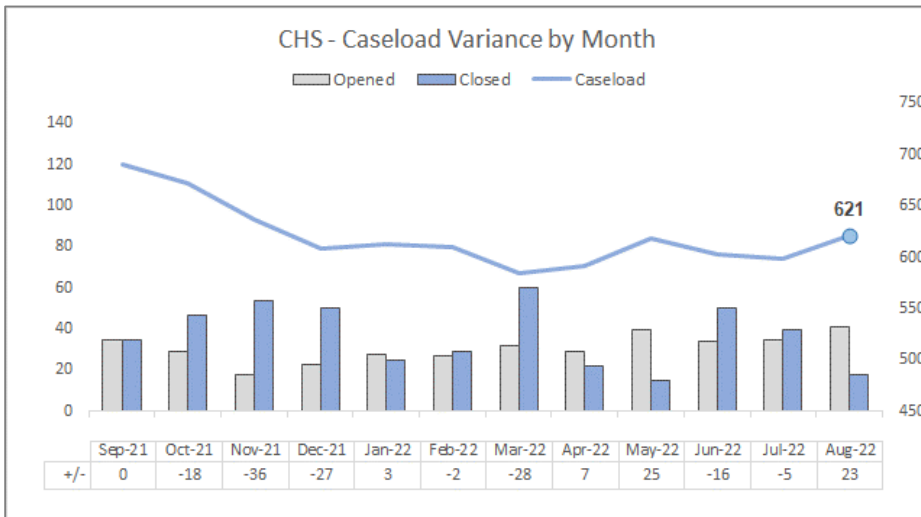
CBC Services Weekly Caseloads By CMO

Number of Children by CMO Last 6 Reporting Periods						
Agency	8/7/2022	8/14/2022	8/21/2022	8/28/2022	9/5/2022	9/11/2022
CHS	611	613	620	624	622	618
LSF	601	602	612	622	618	620
OHU	834	841	835	848	855	857
HFC Total	2046	2056	2067	2094	2095	2095



Caseload Variance by Month

Number of Children Opening -vs- Closing to Services during Month (as of 08/31/22)



Source: FSFN Children Active Receiving Services Report - Report-as-of: 09/01/2022



Caseload Census Information

Case Manager Caseload Breakdown by Agency – Data as of 09/05/2022

Count of Case Managers Within a Caseload Range							
CMO	1-5 Children in Caseload	6-15 Children in Caseload	16-24 Children in Caseload	25-29 Children in Caseload	30+ Children in Caseload	Total Case Managers*	Avg # of Children per CM
CHS	0	9	2	0	10	21	29.6
LSF	0	5	2	6	9	22	28.1
OHU	4	6	9	5	10	34	25.1
# of CMs	4	20	13	11	29	77	27.2

Percent of Case Managers That Are at or Under the National Caseload Standard of 15			
CMO	# Case Managers	# with Caseload at 15 or lower	Percent at 15 or lower
CHS	21	9	42.9%
LSF	22	5	22.7%
OHU	34	10	29.4%
HFC	77	24	31.2%

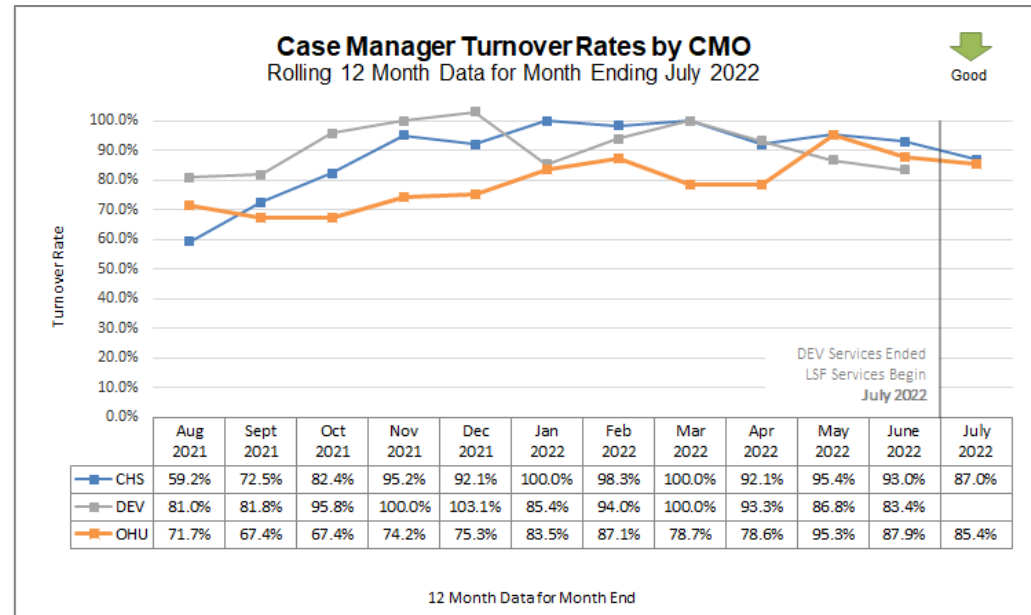
* Data Excludes Unit Supervisors, Non-ICPC Adoption, FTC Facilitators, IL CMs & Resigned CMs Count

Case Management Organization Turnover

12 Month Case Manager Turnover Rates by Agency

Employee Turnover Rates By CMO 12 Month Data for Month Ended July 2022		
CMO	Case Manager	Case Manager Supervisor
CHS	87.0%	75.0%
LSF*	-	-
OHU	85.4%	76.2%

* 7/2/22 - Transition from Devereux to Lutheran Services Florida; the 12-months required for a "Rolling Year Total" has not been established.



Healthcare Information

Data Entered Into FSFN for Children in Out-of-Home Care

Health Information in FSFN for Children in OHC as of 09/11/22						
Agency	# of Children in OHC	% With a Medical Record in FSFN	% With Medical Service in last 12 Months	% With Dental Service in Last 7 months	% with Immunizations Up to Date	Overall Performance
CHS	418	100.0%	98.1%	94.96%	96.2%	96.4%
LSF	424	100.0%	97.4%	84.7%	99.5%	93.9%
OHU	392	100.0%	96.9%	93.1%	96.4%	95.5%
HFC	1234	100.0%	97.5%	90.7%	97.4%	95.2%

Source: "FSFN report "Healthcare Service Information for Children in Out-of-home Care Daily Listing - OCWDRU"




Health Information in FSFN as of 09/11/22				
Agency	# of Missing Medical Records	# of Medical Appointments Needing Update	# of Dental Appointments Needing Update	# of Immunization Needing Update
CHS	0	8	13	16
LSF	0	11	43	2
OHU	0	12	17	14
Total	0	31	73	32

Source: "Healthcare Service Information for OHC - Daily Listing - OCWDRU"

Scorecard Measures 9 & 10 - Children Receiving Healthcare Services

SM 9 - Percent of children in out-of-home care who have received medical services in the last 12 months – Target = 95.0%

SM 10 - Percent of children in out-of-home care who have received dental services in the last 7 months – Target = 95.0%

Scorecard Measure #9 - 09/30/22 (snapshot) Children Receiving Medical Services Within Last 12 Mths FY 22-23 - 1st Qtr as of 09/11/22			
Agency	Appointment within last 12 mths	Total Children out-of-home care	Percent Medical Services Received
CHS	410	418	98.1% 
LSF	413	424	97.4% 
OHU	380	392	96.9% 
Total	1203	1234	97.5%

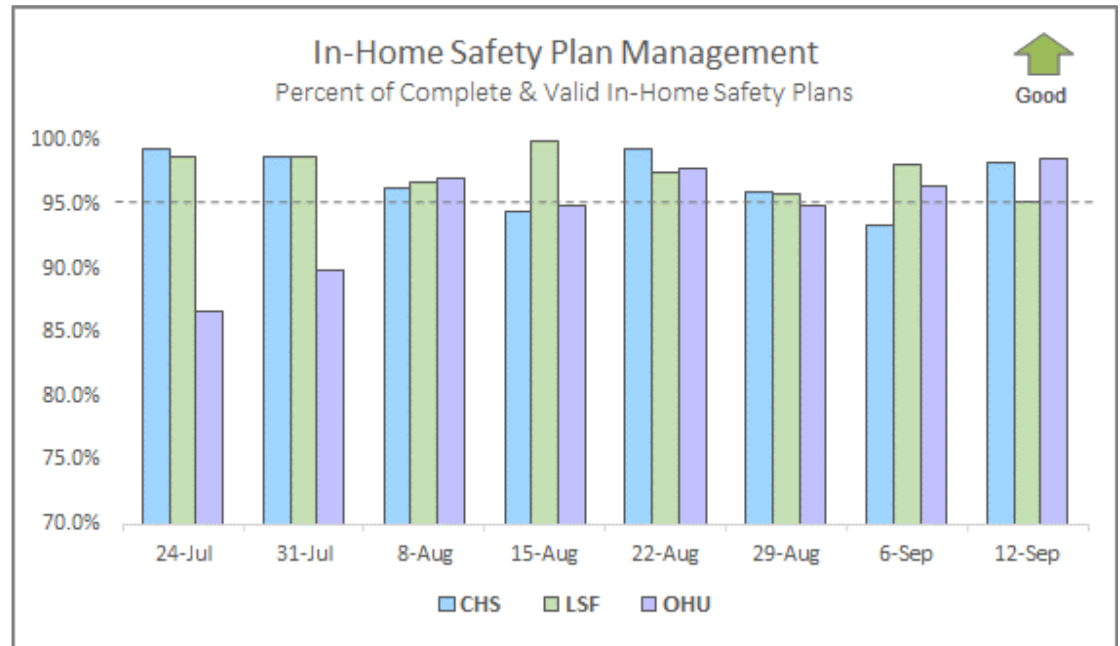
Scorecard Measure #10 - 09/30/22 (snapshot) Children Receiving Dental Services Within Last 7 Mths FY 22-23 - 1st Qtr as of 09/11/22			
Agency	Appointment within last 7 mths	Total Children out-of-home care	Percent Dental Services Received
CHS	245	258	94.9%
LSF	238	281	84.7%
OHU	228	245	93.1%
Total	711	784	90.7%



In-Home Safety Plan Management

Percent of Completed In-Home Safety Plans under 180 Effective Days – Target: **95.0%**

In-Home Safety Plan Management				
Percent of <u>Completed</u> In-Home Safety Plans under 180 <u>Effective</u> Days				
Agency	No -or- Expired Safety Plans	Complete & Valid Safety Plans	Total Required Safety Plans	Percentage Complete
CHS	3	169	172	98.3% ★
LSF	8	158	166	95.2% ★
OHU	2	144	146	98.6% ★
HFC Total*	13	471	484	97.31%



Source: FSN Report "Case Management Safety Management Listing", Report-as-of: 09/12/22





Data Exceptions: Placements

Placement Exceptions by Number of Weeks on List Data-as-of: 09/11/22				
Agency	Greater than 2 weeks	1 - 2 weeks	Less than 1 week	Grand Total
CHS			1	1
LSF				0
OHU				0
CPI			5	5
NTF				0
SCARF				0
Total	0	0	6	6

Placement Exceptions Totaled By Agency Last 6 Reporting Periods						
Agency	8/8/2022	8/14/2022	8/21/2022	8/28/2022	9/5/2022	9/11/2022
CHS	4	3	0	2	0	1
LSF	0	4	0	0	0	0
OHU	0	0	0	0	0	0
CPI	19	20	19	31	33	5
NTF	2	0	1	0	0	0
SCARF	0	0	0	0	0	0
Total	25	27	20	33	33	6

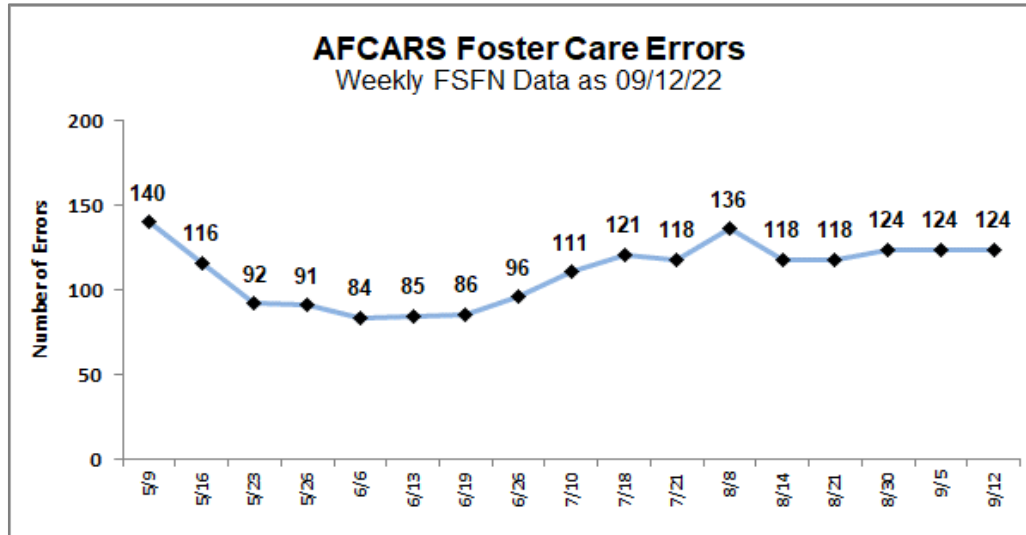
Child Placement Agreement – Current Errors

Child Placement Agreement Errors Data as of 09/12/2022					
Agency	New CPA Needed	Need to Upload Signed Agreement	Need Supervisor Approval	Need to Close CPA	Total
CHS				1	1
LSF					0 
OHU					0 
Total	0	0	0	1	1



Data Exceptions: AFCARS

Data for Reporting Period: 04/01/22 – 09/30/22



AFCARS Foster Care Report							
Agency	Child Info	Provider	Legal	Mother Married	Transition Errors	Cannot Correct	Total
CHS			13		28	6	47
LSF			6		33	3	42
OHU			4		25	4	33
CPI	2						2
Total	2	0	23	0	86	13	124

Source : FSN AFCARS Foster Error Report & OCWRDU Rpt-as-of: 09/13/22



Family Functioning Assessment – Methodology Cases

Timeliness of FFA “Approval” on Methodology Cases, Data-as-of: 09/11/22

FFA-Ongoing Approval & Case Transfer Staffing Date Clean-up Report Compliance tracking for cases entering care with a methodology requirement				
Agency	Not Approved (30+ days)	New Child CTS (w/ active Approval)	New FFA-O Needed (w/ prior Approval)	Incorrect Approval (w/ active Approval)
CHS			1	
LSF			3	
OHU			1	
HFC TOTAL	0	0	5	0

CMO Contract Measure 11 – 1st Quarter

Percent of Active Methodology Cases with an Approved FFA-O Data as of 09/11/22				
Agency	Not Approved	Approved	Grand Total	Percent Approved
CHS	8	305	313	97.4%
LSF	6	309	315	98.1%
OHU	7	253	260	97.3%
HFC Total	21	867	888	97.6%

Percentage of Family Functioning Assessments Approved within 30 days of Case Transfer Staffing 1st Quarter-to-Date as of 09/11/22			
Agency	Timely (< 30 Days)	FFA Approvals (1st Qtr)	Completed Timely
CHS	31	32	96.9% ★
LSF	35	38	92.1%
OHU	30	33	90.9%
HFC TOTAL	96	103	93.2%

FY 22-23 Target = 95% or higher



AWARENESS FOR SEPTEMBER

September: National Hispanic Heritage Month, Suicide Prevention Awareness Month

HEALTH RESOURCES

COVID-19 Info

It's now possible to order four (4) free at-home COVID-19 tests that are being made available by the federal government. Every household in the U.S. is eligible to order four (4) tests.

[COVIDTests.gov](https://www.covidtests.gov)

For more COVID information specific to Florida, go to floridahealthcovid19.gov

Call Center is available 24/7
(866) 779-6121 or email
COVID-19@flhealth.gov.

For more vaccine information go to
<https://floridahealthcovid19.gov/covid-19-vaccines-in-florida/>

SAFETY RESOURCES

Internet Safety and Tips

NetSmartz Home
[missingkids.org](https://www.missingkids.org)

Safe Sleep
https://www.ounce.org/safe_sleep.html

Swim Safety Tips
[mcusercontent.com](https://www.mcusercontent.com)

COMMUNITY RESOURCES

Housing and Utility Assistance

www.ourflorida.com

OUR Florida provides renters who qualify with relief on unpaid bills.

- Do you rent your home?
- Did you lose your job or wages due to COVID-19?
- Are you behind on your rent or facing eviction?
- Did you receive a shutoff notice from your utility?
YOU MAY BE ELIGIBLE FOR HELP WITH RENT AND UTILITIES BILLS.

United Way's 211

Call 211

Getting free confidential help for needs such as food, housing, employment, utilities, mental health and much more is just a text, call, or click away.

Echo Ministries

Help provide tangible needs to children in foster, adoptive, relative and non-relative care.

To Donate: ECHO Distribution Center every Wednesday between 9am to noon at 3625 Century Blvd Unit 1A, Lakeland, FL.

[ECHO Ministries Florida- Foster Care Ministry- Central FL & Beyond](https://www.echoministries.org)

Find Help (Previously Aunt Bertha)

<https://www.findhelp.org/>

Find local resources for food, health, housing, employment programs & other community resources in seconds.

Circuit 10 Children's Mental & Behavioral Health Resources

<https://sites.google.com/view/floridac10/mhbhresources/home>

On this site you will find:

- o Heartland for Children's Parent Portal
- o MyFloridaMyFamily Community Services
- o Florida Mobile Response Team- 24/7 Crisis Assistance
- o Florida Statewide Medicaid Managed Care
- o Florida Association of Christian Child Caring Agencies
- o Florida Network Short-term Residential Programs
- o Center for Autism Related Disabilities (CARD)
- o National Alliance on Mental Illness
- o Post Adoption Support
- o Zebra Coalition
- o Central FL Behavioral Health Network
- o Hope Florida – A Pathway to Prosperity

Food Distribution Schedule

Polk, Highlands and Hardee Counties
Food Distribution Sites

<https://uwcf.org/initiatives/endhunger/schedule/>

Healthy Families Florida

Family support and coaching program that helps parents provide the safe and stable environments children need for healthy growth and development.

[Healthy Families Florida - Find a Local Project](https://www.healthyfamiliesfla.org)
[\[healthyfamiliesfla.org\]](https://www.healthyfamiliesfla.org)

National Coalition of Black Women

The NCBW Every One Can Code (ECC) Program is an initiative to teach youth fundamental coding skills. The program is twice a week for 8 weeks. No previous coding experience needed.

Sessions: Tuesday's and Thursday's at 6:00pm starting September 20th (virtual)

Call Allison Coleman for info: (407) 443-8063

HFC EVENTS

Rudolph Round-Up

- Host a toy drive
- Make a Monetary Donation
- Purchase from Rudolph Toy Registry
<https://heartlandforchildren.org/rudolph>

HFC's "Let's Talk About it" Podcast

where we provide education and resources for family matters in Polk, Highlands and Hardee Counties
[Apple Podcasts](https://www.heartlandforchildren.org/podcasts/) / [Anchor](https://www.heartlandforchildren.org/podcasts/) / [Spotify](https://www.heartlandforchildren.org/podcasts/) / [YouTube](https://www.heartlandforchildren.org/podcasts/)



POLK COUNTY

T.A.S.S.E.I. Project
Polk County Public School
Social Work Services
(863) 298-5619
tassel@polk-fl.net

Pace Center for Girls

Mission: Pace provides girls and young women an opportunity for a better future through education, counseling, training and advocacy.

Currently Accepting Student Application:

Contact: Jesilynn.Pfeffer@pacecenter.org
(863) 688-5596 Ext. 5516

FREE Health Services

Polk HealthCare Plan and the Florida Department of Health partner to provide free health services to members of the community and provide Polk HealthCare Plan education and enrollment assistance.

[August Health Services Events](#)

Get Healthy for Life

Four- Class Series: August 25th, Sept 8, Sept 22, Sept 29
(Thursdays, 1-2:15pm)

The Haley Center

3425 Lake Alfred Rd, Winter Haven, FL

- Learn Health numbers and goals
- Practice easy, budget friendly cooking
- Be a fearless smart grocery shopper

Only 20 spots available. Call Andrea (863) 519-1072 or email andreakolai@ufl.edu. Sign up at

<http://eatshopcook.eventbrite.com>

Festival of Faith

**Coleman Bush Building 1104 Martin L King Jr. Blvd
Lakeland, FL 33805
Sep. 27th 6pm-8pm**

The Teen Pregnancy Prevention Alliance (TPPA) Program would like to invite you to our annual **Festival of Faith Event**. This is an event that allows different faith leaders to come together to discuss how to effectively impact Teen Pregnancy Rates and Teen Behavior.

RSVP rclay@healthystarthhp.org.

HIGHLANDS COUNTY

Champion for Children

Provides child abuse and neglect prevention programs and early-intervention services to children and families in Highlands County.

419 East Center Avenue

Sebring, FL 33870

Office: (863) 382-2905

<https://www.championforchildren.org/>

HARDEE COUNTY

Hardee Help Center

A Christ-centered community service organization bringing hope & healing to Hardee County families in difficult seasons of life.

713 E Bay Street Wauchula, FL 33873

info@hardeehelpcenter.com

Tel: 863-773-0034

For additional resources and county events, check out our most recent Parent's Corner Newsletter.

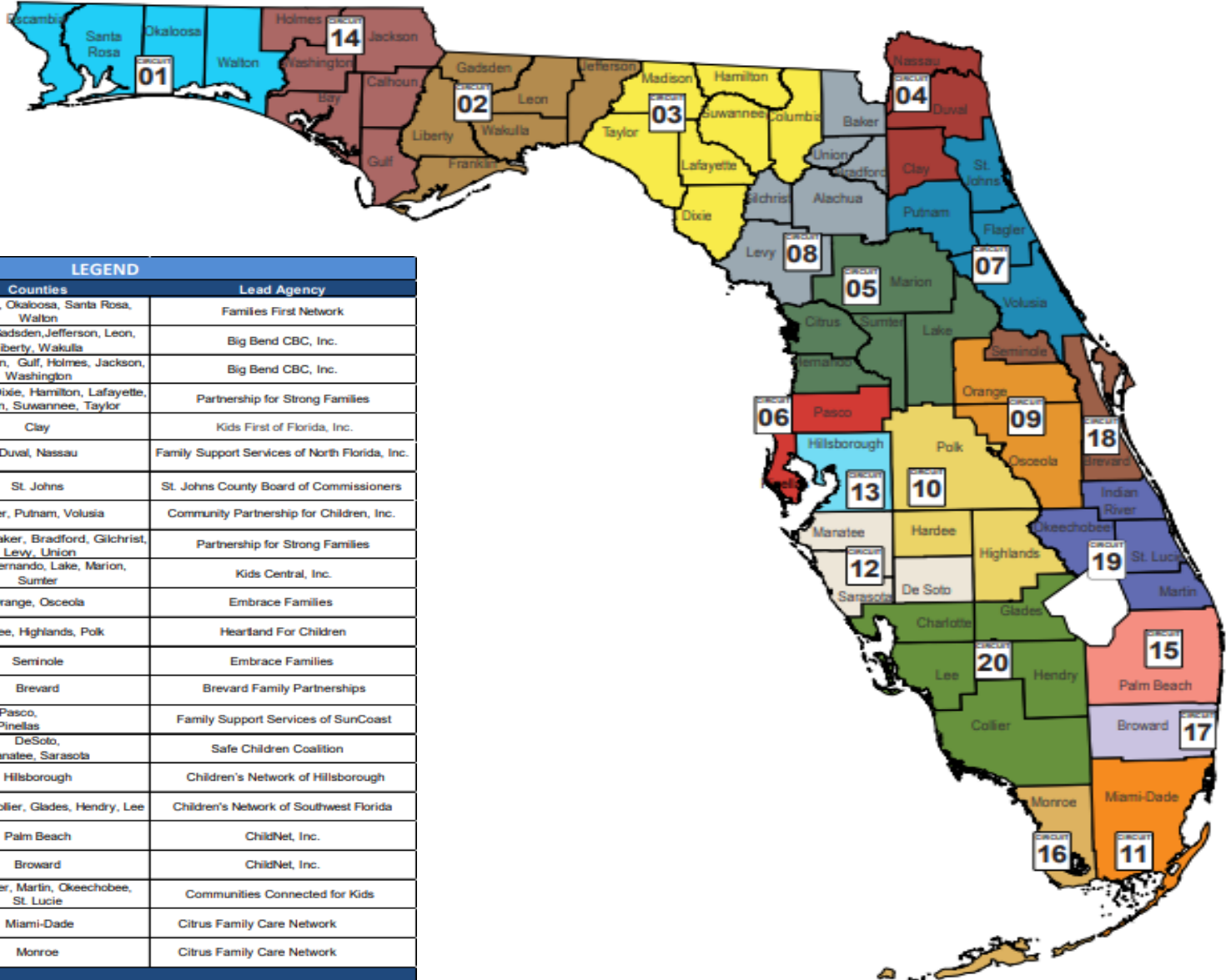


SCAN ME





Community Based Care Lead Agency Map



LEGEND			
Circuit	Region	Counties	Lead Agency
1	Northwest	Escambia, Okaloosa, Santa Rosa, Walton	Families First Network
2		Franklin, Gadsden, Jefferson, Leon, Liberty, Wakulla	Big Bend CBC, Inc.
14		Bay, Calhoun, Gulf, Holmes, Jackson, Washington	Big Bend CBC, Inc.
3	Northeast	Columbia, Dixie, Hamilton, Lafayette, Madison, Suwannee, Taylor	Partnership for Strong Families
4		Clay	Kids First of Florida, Inc.
4		Duval, Nassau	Family Support Services of North Florida, Inc.
7		St. Johns	St. Johns County Board of Commissioners
7	Central	Flagler, Putnam, Volusia	Community Partnership for Children, Inc.
8		Alachua, Baker, Bradford, Gilchrist, Levy, Union	Partnership for Strong Families
5	SunCoast	Citrus, Hernando, Lake, Marion, Sumter	Kids Central, Inc.
9		Orange, Osceola	Embrace Families
10		Hardee, Highlands, Polk	Hearthand For Children
18	Southeast	Seminole	Embrace Families
18		Brevard	Brevard Family Partnerships
6	Southern	Pasco, Pinellas	Family Support Services of SunCoast
12		DeSoto, Manatee, Sarasota	Safe Children Coalition
13		Hillsborough	Children's Network of Hillsborough
20		Charlotte, Collier, Glades, Hendry, Lee	Children's Network of Southwest Florida
15	Southern	Palm Beach	ChildNet, Inc.
17		Broward	ChildNet, Inc.
19		Indian River, Martin, Okeechobee, St. Lucie	Communities Connected for Kids
11	Southern	Miami-Dade	Citrus Family Care Network
16		Monroe	Citrus Family Care Network

