



Community Based Care: Hardee, Highlands & Polk Counties

**CBC Performance and Quality Improvement Meeting**  
Data for Week Ended Sunday, September 04, 2022

**Video Conference Meeting**

Wednesday, September 07, 2022 at 9 a.m.

Conference Call: 866-607-2795  
Participant Number: 830 755 402#



# Community Based Care Lead Agency Scorecard

## FY 21-22, 4th Quarter: April 01, 2022 to June 30, 2022

CBC Lead Agency Scorecard Performance Table	Safety				Permanency				Well-Being			
Measures	1. Rate of Abuse per 100,000 days while in foster care.	2. Percent of children who are not neglected or abused during in-home services.	3. Children who are not neglected or abused after closure of services.	4. Children under supervision who are seen every 30 days.	5. Children exiting foster care to a permanent home within 12 months of entering care.	6. Children achieving permanency in 12 months for children in foster care 12 to 23 months.	7. Children who do not re-enter foster care within 12 months of moving to a permanent home.	8. Children's placement moves per 1,000 days in foster care.	9. Children in out-of-home care who have received medical services in the last 12 months.	10. Children in out-of-home care who received dental services within the last 7 months.	11. Young adults in foster care at age 18 that have completed or are enrolled in secondary education.	12. Children placed with all of their siblings who are in out of home care.
Standard	8.5	95.0%	95.0%	99.5%	40.5%	43.6%	91.7%	4.12	95.0%	95.0%	80.0%	65.0%
Reporting Period	04/01/21 - 03/31/22	04/01/21 - 03/31/22	10/01/20 - 09/30/21	07/01/21 to 06/30/22	07/01/20 to 06/30/21	7/1/21	07/01/20 to 06/30/20	07/01/21 to 06/30/22	6/30/22	6/30/22	07/01/21 to 06/30/22	6/30/22
Brevard Family Partnership	9.84	95.1%	96.6%	99.7%	32.0%	55.6%	92.7%	3.76	96.7%	91.4%	95.0%	61.1%
ChildNet - Broward	8.12	96.5%	95.6%	99.7%	35.7%	51.7%	83.0%	4.39	96.7%	89.4%	93.7%	64.8%
ChildNet - Palm Beach	7.76	95.9%	95.8%	99.6%	33.3%	61.1%	92.7%	3.77	97.8%	91.9%	73.8%	63.3%
Children's Network of SW Florida	7.47	96.5%	97.5%	99.8%	37.3%	60.9%	94.6%	4.66	96.8%	96.5%	89.7%	60.8%
Citrus Health Network	7.38	96.9%	97.3%	98.2%	24.9%	34.8%	89.5%	7.51	92.5%	74.7%	53.5%	58.7%
Communities Connected for Kids	3.39	95.4%	98.4%	99.6%	30.7%	4570.0%	87.5%	3.17	97.7%	96.3%	93.5%	62.3%
Community Partnership for Childr.	6.68	94.4%	98.3%	99.6%	45.0%	77.6%	90.3%	2.97	95.9%	94.2%	85.0%	54.4%
Eckerd Community Hillsborough	3.99	95.6%	97.0%	99.3%	27.0%	50.9%	86.4%	4.10	93.5%	65.9%	92.3%	61.4%
Embrace Families	8.51	95.0%	96.4%	97.6%	30.2%	45.3%	92.1%	8.33	61.2%	32.0%	88.0%	60.6%
Families First Network	6.84	95.1%	97.5%	99.6%	22.8%	37.8%	92.8%	7.33	91.0%	81.4%	83.3%	61.0%
Family Integrity Program	4.06	98.5%	97.1%	99.9%	48.7%	62.2%	88.6%	2.87	98.8%	96.4%	66.6%	59.0%
Family Support Services North Fla	6.64	96.6%	96.5%	99.8%	36.9%	62.3%	86.3%	5.70	95.0%	85.5%	100.0%	56.6%
FSS Suncoast	7.3	93.1%	94.6%	97.0%	26.9%	41.8%	93.4%	5.97	66.3%	36.8%	95.3%	61.4%
<b>Heartland For Children</b>	<b>9.74</b>	<b>95.3%</b>	<b>96.8%</b>	<b>99.8%</b>	<b>34.7%</b>	<b>49.4%</b>	<b>92.0%</b>	<b>3.89</b>	<b>96.8%</b>	<b>91.7%</b>	<b>100.0%</b>	<b>58.8%</b>
Kids Central, Inc.	4.16	95.6%	96.6%	99.3%	33.1%	40.5%	86.2%	6.44	85.9%	65.8%	75.0%	65.5%
Kids First of Florida, Inc.	5.38	96.6%	95.6%	95.2%	30.4%	45.9%	90.7%	2.5	91.1%	77.3%	57.1%	68.3%
Northwest Florida Health Network	5.72	95.8%	97.7%	99.6%	30.6%	49.6%	92.3%	4.76	92.5%	88.3%	86.2%	59.6%
Partnership for Strong Families	4.29	96.7%	98.7%	99.9%	23.3%	61.0%	93.8%	4.56	85.8%	71.0%	81.8%	56.5%
Safe Children Coalition	8.69	97.8%	95.1%	99.3%	38.7%	53.8%	92.3%	5.05	93.2%	82.9%	69.2%	66.5%
<b>Statewide</b>	<b>6.91</b>	<b>95.7%</b>	<b>96.5%</b>	<b>98.8%</b>	<b>31.6%</b>	<b>49.0%</b>	<b>90.6%</b>	<b>5.41</b>	<b>87.1%</b>	<b>73.3%</b>	<b>84.1%</b>	<b>61.1%</b>
Red Zone	8.85	92.9%	92.9%	98.9%	36.3%	39.2%	90.8%	4.54	89.9%	89.9%	69.9%	60.0%



## Scorecard Measure 4 – Children Seen Every Thirty Days

SM04 - Percent of children under supervision who are required to be seen every 30 days – Target = 99.5%

<b>Scorecard Measure #4 - Children Under Supervision Who Are Seen Every Thirty Days</b>		
<b>Supervision between 08/01/22 - 08/31/22</b>		
<b>Agency</b>	<b># of Children <u>Not</u> seen in 30 days</b>	<b>% of Children seen timely</b>
CHS	<b>2</b>	99.92%
LSF	<b>10</b>	99.75%
OHU	<b>10</b>	99.93%
<b>Total</b>	<b>22</b>	<b>99.88%</b>
<i>Source: "Children Under Supervision Who Are Seen Every Thirty Days - Report #1144" Data-as-of: 09/05/22</i>		



## Monthly Birth Parent Contacts

Target = 70% Mothers and 50% Fathers - seen monthly

<b>Birth Parent Contact Completed</b> 08/01/22 to 08/30/22							
AGENCY	# Moms Required	# Moms Completed	Mom % Completed	# Dads Required	# Dads Completed	Dad % Completed	Combined Average
CHS	180	80	44.4%	117	46	39.3%	41.9%
LSF	209	85	40.7%	141	55	39.0%	39.8%
OHU	164	80	48.8%	109	28	25.7%	37.2%
<b>TOTAL</b>	<b>553</b>	<b>245</b>	<b>44.30%</b>	<b>367</b>	<b>129</b>	<b>35.15%</b>	<b>39.7%</b>

Source: FSFN Data Warehouse – Ad Hoc Report; Report-as-of: 08/28/22, Data-as-of: 09/05/22



## Scorecard Measures 5 & 6 - Children Achieving Permanency

SM05 - Percent of children exiting care to a permanent home within 12 months of entering care – Target = 40.5%

SM06 - Percent of children exiting care to a permanent home for children in care 12-23 months – Target = 43.6%

Reunifications Entered into FSFN: Week of 08/29/22 thru 09/04/22			
Agency	Timely	Un-Timely	Total
CHS		7	7
LSF	1		1
OHU	2	3	5
<b>Total</b>	<b>3</b>	<b>10</b>	<b>13</b>

Service Availabilities Service Snapshot of Availability as of 08/29/22	
Youth Villages	Peace River Home-to-Stay
5 – Polk	9 – Polk 0 – Highlands / Hardee

Scorecard Measure #5 - 10/01/20 to 09/30/21 Children Achieving Permanency within 0-12 Mths FY 22-23 - 1st Qtr as of 09/05/22			
Agency	Permanency within 12 mths	Total Children out-of-home care	Percent Timely Reunification
CHS	85	238	35.7%
LSF	87	290	30.0%
OHU	97	256	37.9%
<b>HFC Total</b>	<b>269</b>	<b>784</b>	<b>34.31%</b>

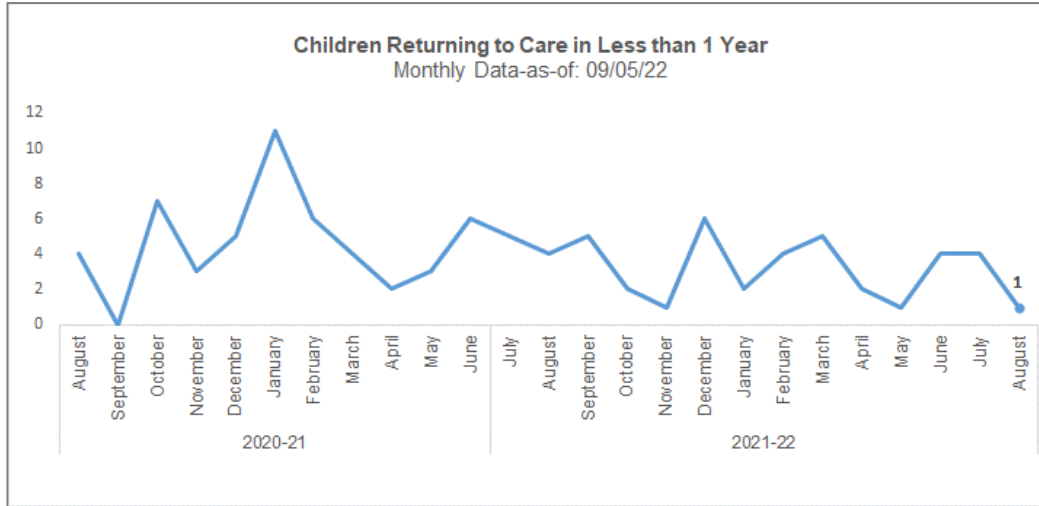
Scorecard Measure #6 - 10/01/21 Children Achieving Permanency within 12-23 Mths FY 22-23 - 1st Qtr as of 09/05/22			
Agency	Permanency within 12-23 mths	Total Children LOS 12-23 mths	Percent Timely Reunification
CHS	46	111	41.4%
LSF	62	137	45.3%
OHU	30	88	34.1%
<b>HFC Total</b>	<b>138</b>	<b>336</b>	<b>41.1%</b>

Percentage to reach Yellow = 36.5%



# Children Returning to Care

Number of Children in a Recent Removal Episode Who Have Had a Prior Removal



Removal Episodes for Children with a Prior Removal								
Removals entered into FSFN between 08/29/22 - 09/04/22								
Current Agency	Current Removal Date	Prior Unit	Prior Removal	Prior Discharge	Length of Stay (months)	Length from Prior Discharge (months)	LOR Range	SM07 Cohort
OHU	8/25/2022	142855-OHU-HIGHLANDS	3/18/2011	2/29/2012	11	125	> 5.0 yrs	N

Source: FSFN Data Warehouse Ad Hoc Report, Rpt-as-of: 09/06/22

Prior Weeks' Undiscussed Re-entries								
Removals entered into FSFN between 08/22/22 - 08/28/22								
Current Agency	Current Removal Date	Prior Unit	Prior Removal	Prior Discharge	Length of Stay (months)	Length from Prior Discharge (months)	LOR Range	SM07 Cohort

Source: FSFN Data Warehouse Ad Hoc Report, Rpt-as-of: 08/29/22

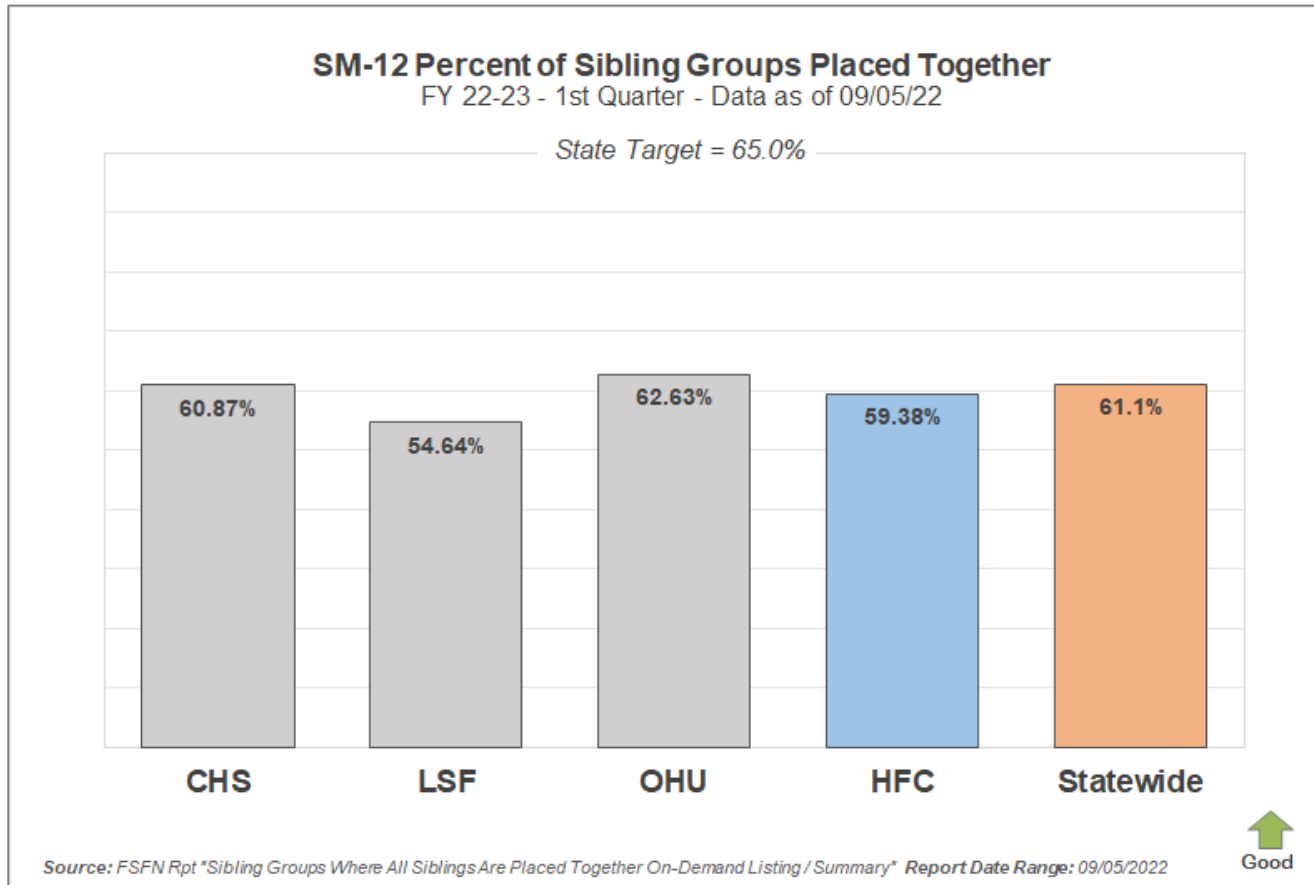


## Scorecard Measure 12 – Separated Siblings

SM12 - Percentage of siblings groups in out-of-home care where all siblings are placed together – **Target = 65.0%**

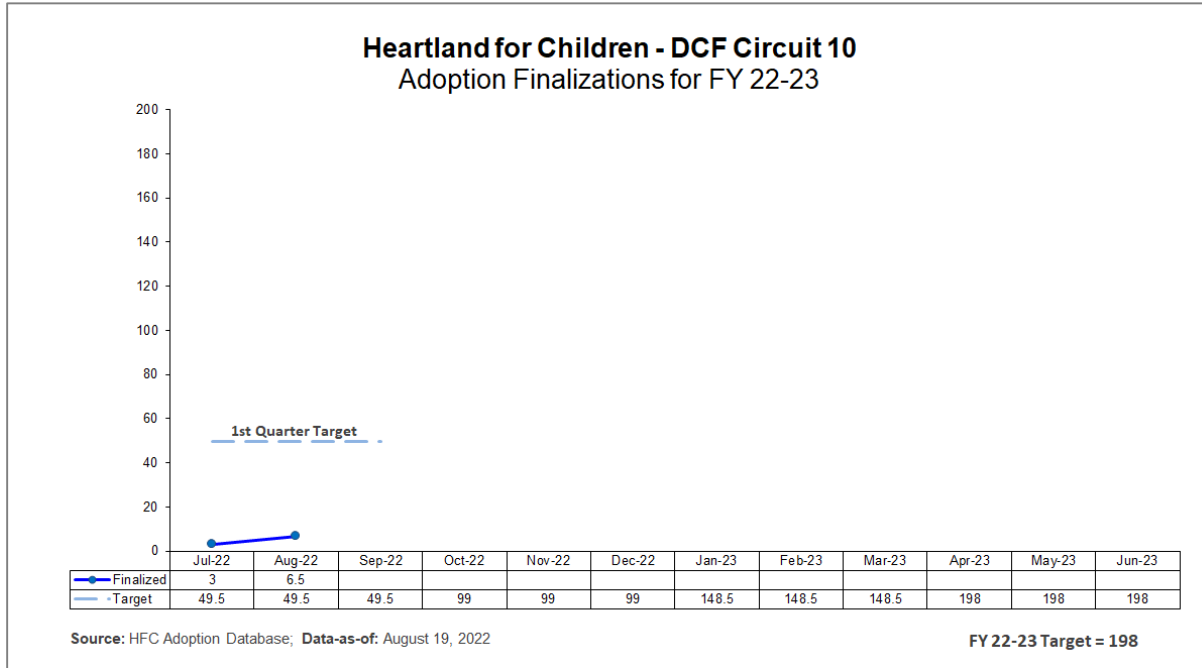
SM12 - Percent of Sibling Groups Placed Together			
Agency	Number of Cases w/ Siblings Together	Total Cases Sibling Groups	Percent of Siblings Placed Together
CHS	56	92	60.87%
LSF	53	97	54.64%
OHU	62	99	62.63%
HFC	171	288	59.38%

Number of sibling groups to achieve SM12 target – 17 Sibling Groups



# Adoption Finalizations

Percent of Adoptions Finalized with 24 Months of Removal & Percent of Adoption Goal Met



**Upcoming Finalization Dates**

September 14, 2022

September 21, 2022

<b>Adoption Finalizations</b>				
FY 22-23 - <u>1st Quarter</u> as of 09/06/22				
CMO	Subsidy Files Submitted	Finalized Adoptions	Quarter Target	Quarter Target Met
CHS	5	0	15	0.0%
LSF	8	5.5	17	32.4%
OHU	7	1	19	5.3%
<b>Total</b>	<b>20</b>	<b>6.5</b>	<b>51</b>	<b>12.7%</b>

<b>Adoption Finalizations</b>			
Total Fiscal Year-to-Date			
Total Finalized	HFC Target	% Met	% w/in 24 Mths
6.5	198	3.3%	33.3%





# Children's Legal Services- Shelter Report

CLS Weekly Shelter Report FY 2022-23 as of September 05, 2022

CLS WEEKLY SHELTER REPORT - FY 2022-2023														
	JUL	AUG	SEP	OCT	NOV	DEC	JAN	FEB	MAR	APR	MAY	JUN	22/23 Totals	21/22 Totals
<b># of Shelter Hearings</b>														
Polk	29	29	0										31	315
Highlands	5	5	0										6	44
Hardee	0	0	0										0	23
<b>Total</b>	<b>34</b>	<b>34</b>	<b>0</b>										<b>37</b>	<b>379</b>
<b># Children Removed</b>														
Polk	50	66	0										54	551
Highlands	8	9	0										13	71
Hardee	0	3	0										0	43
<b>Total</b>	<b>58</b>	<b>78</b>	<b>0</b>										<b>67</b>	<b>656</b>
<b>Total Children Denied Shelter</b>														
Polk	0	0	0										0	0
Highlands	0	0	0										0	0
Hardee	0	0	0										0	0
<b>Total</b>	<b>0</b>	<b>0</b>	<b>0</b>										<b>0</b>	<b>0</b>
<b># Children Placed with Relative</b>														
Polk	28	50	0										31	285
Highlands	5	6	0										7	55
Hardee	0	1	0										0	26
<b>Total</b>	<b>33</b>	<b>57</b>	<b>0</b>										<b>38</b>	<b>357</b>
<b># Children Placed with Non Relative</b>														
Polk	5	10	0										6	80
Highlands	0	0	0										0	6
Hardee	0	0	0										0	3
<b>Total</b>	<b>5</b>	<b>10</b>	<b>0</b>										<b>6</b>	<b>89</b>
<b># Children Placed with Fictive Kin</b>														
Polk	1	0	0										1	6
Highlands	0	0	0										0	1
Hardee	0	0	0										0	1
<b>Total</b>	<b>1</b>	<b>0</b>	<b>0</b>										<b>1</b>	<b>8</b>
<b># Children Placed in Foster Care</b>														
Polk	16	6	0										16	180
Highlands	3	3	0										6	11
Hardee	0	2	0										0	11
<b>Total</b>	<b>19</b>	<b>11</b>	<b>0</b>										<b>22</b>	<b>202</b>

% of Children Sheltered Placed in Foster Care Data as of 09/05/22			
Month	20-21	21-22	22-23
Jul	28.6%	22.1%	32.8%
Aug	21.9%	43.5%	<b>14.1%</b>
Sep	27.3%	28.2%	
Oct	22.4%	28.9%	
Nov	20.4%	36.8%	
Dec	24.5%	19.4%	
Jan	25.0%	48.8%	
Feb	20.5%	15.6%	
Mar	21.7%	47.2%	
Apr	17.5%	26.9%	
May	23.4%	27.5%	
Jun	38.5%	32.4%	
<b>FY Total</b>	<b>24.9%</b>	<b>30.8%</b>	<b>32.8%</b>

Shelter Count for the Week of Aug 30 - Sep 05, 2022			
	Polk	Highlands	Hardee
Shelters	2	1	0
Children Removed	4	5	0
Placed w/ a Relative	3	2	0
Placed w/a Non-Rel	1	0	0
Placed w/a Fictive Kin	0	0	0
Placed in Foster Care	0	3	0



# Case Transfer Staffing Data

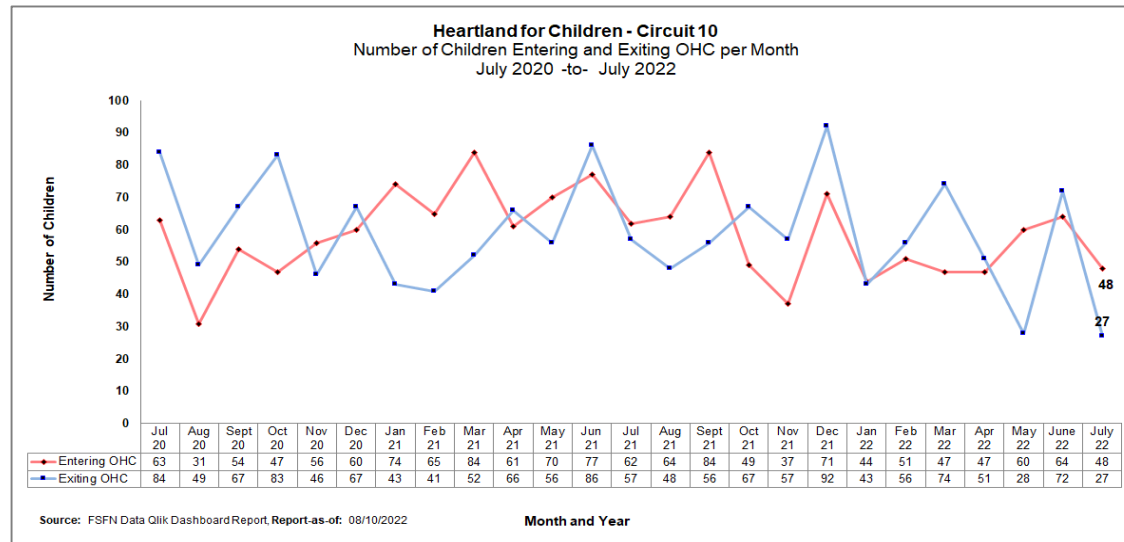
Case Transfer Data For Fiscal Year July 1, 2022 – June 30, 2023 - Data as of 09/02/22

	JUL	AUG	SEP	OCT	NOV	DEC	JAN	FEB	MAR	APR	MAY	JUN	22-23 Totals	21-22 Totals
<b>Number of Children</b>														
CHS	32	32	2										66	358
LSF	31	34	0										65	355
OHU Polk	12	18	0										30	147
One Hope	37	49	0										86	503
<b>Total</b>	<b>112</b>	<b>133</b>	<b>2</b>										<b>247</b>	<b>1363</b>
<b>Out of Home Care</b>														
CHS	19	19	2										40	200
LSF	17	15	0										32	188
OHU Polk	8	9	0										17	103
One Hope	12	8	0										20	113
<b>Total</b>	<b>56</b>	<b>51</b>	<b>2</b>										<b>109</b>	<b>604</b>
<b>In - Home Judicial</b>														
CHS	5	0	0										5	4
LSF	2	1	0										3	16
OHU Polk	0	0	0										0	2
One Hope	0	2	0										2	6
<b>Total</b>	<b>7</b>	<b>3</b>	<b>0</b>										<b>10</b>	<b>28</b>

	JUL	AUG	SEP	OCT	NOV	DEC	JAN	FEB	MAR	APR	MAY	JUN	22-23 Totals	21-22 Totals
<b>Non-Judicial In - Home Services</b>														
CHS	6	8											14	116
LSF	10	10											20	95
OHU Polk	4	9											13	31
One Hope	3	3											6	35
<b>Total</b>	<b>23</b>	<b>30</b>											<b>53</b>	<b>277</b>
<b>OCS / ICPC Courtesy Supervision</b>														
CHS	0	0											0	0
LSF	0	0											0	0
OHU Polk	0	0											0	0
One Hope	22	29											51	338
<b>Total</b>	<b>22</b>	<b>29</b>											<b>51</b>	<b>338</b>
<b>Reinstatement of Protective Services Supervision (Notice of Hearings)</b>														
CHS	0	3											3	17
LSF	0	6											6	46
OHU Polk	0	0											0	2
One Hope	0	4											4	0
<b>Total</b>	<b>0</b>	<b>13</b>											<b>13</b>	<b>65</b>

# Children Entering & Exiting Care

Number of Children Entering and Exiting Out-of-Home Care per Month





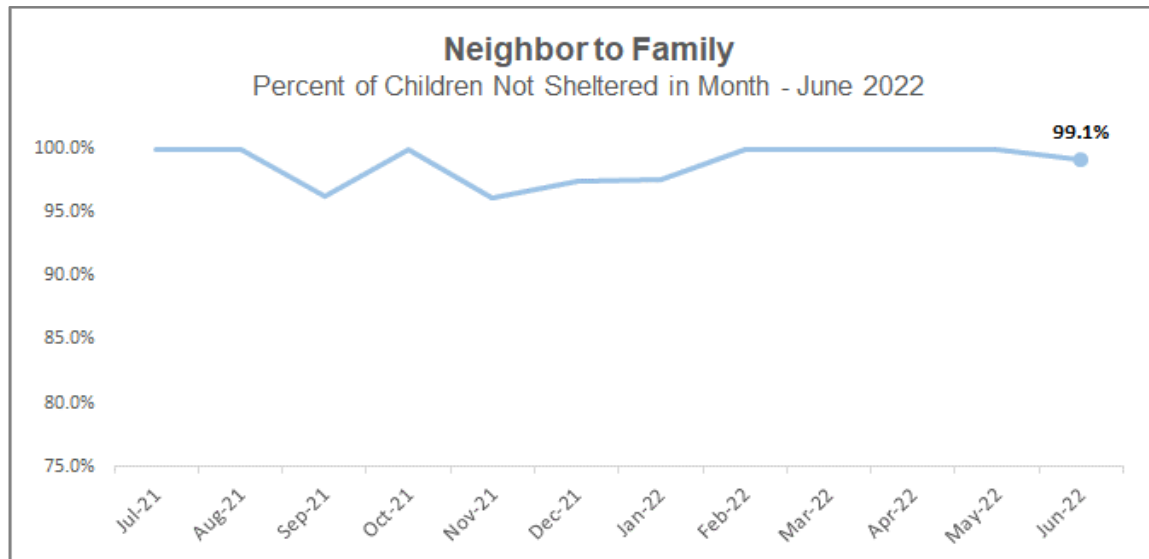
## Neighbor to Family – Weekly & Monthly Census

21-22 Fiscal Year to Month - Percentage of Children Not Sheltered: **97.5%**

*"She was great."*

- NTF Parent Satisfaction Survey– Q: What we are doing well?

Neighbor To Family - Weekly Census Numbers		
Weekly Data 08/30/22 through 09/05/22		
Referral Type	Number of Families	Number of Children
CPI - Safety Management	1	4
CPI - Family Support	18	95
Specialized - Family Support	6	161
Prevention - Comm. Referral	24	46
Special Conditions Report	3	3
Nurturing Parenting	15	19
<b>NTF - Total Services</b>	<b>67</b>	<b>328</b>

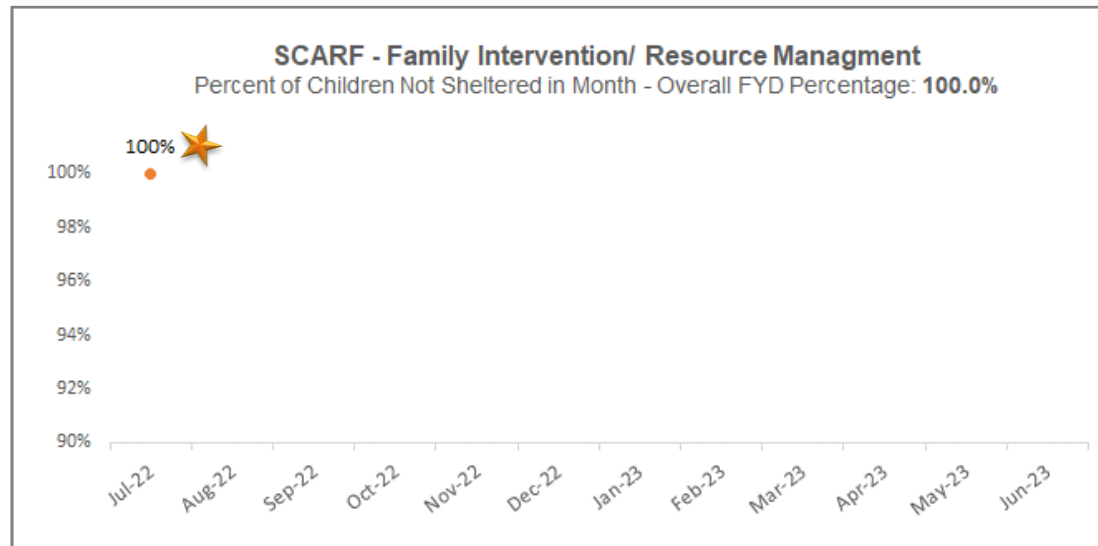


# SCARF – Family Intervention and Resource Management (FIRM)

Performance and Rate of Diversion - Fiscal Year to Date: **July 2022**

SCARF - FY 21-22 Census Numbers		
Fiscal Year to Date Report - July 2022		
Referral Type	Number of Families	Number of Children
Legal Referrals	13	22
Non-Legal Referrals	69	155
Active Families as of Date	69	150
Discharged Diversion	13	27
Sheltered / Closed	0	0
<b>SCARF - Total FYD Services</b>	<b>82</b>	<b>177</b>

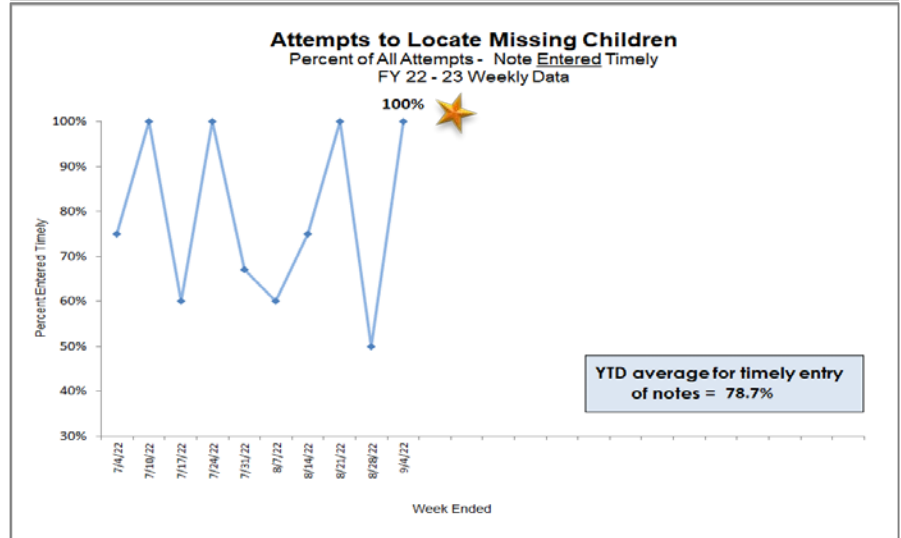
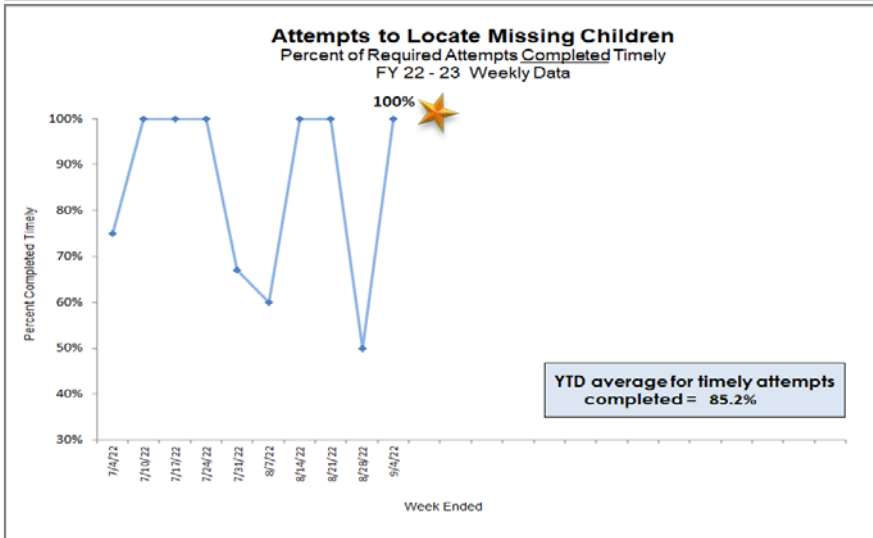
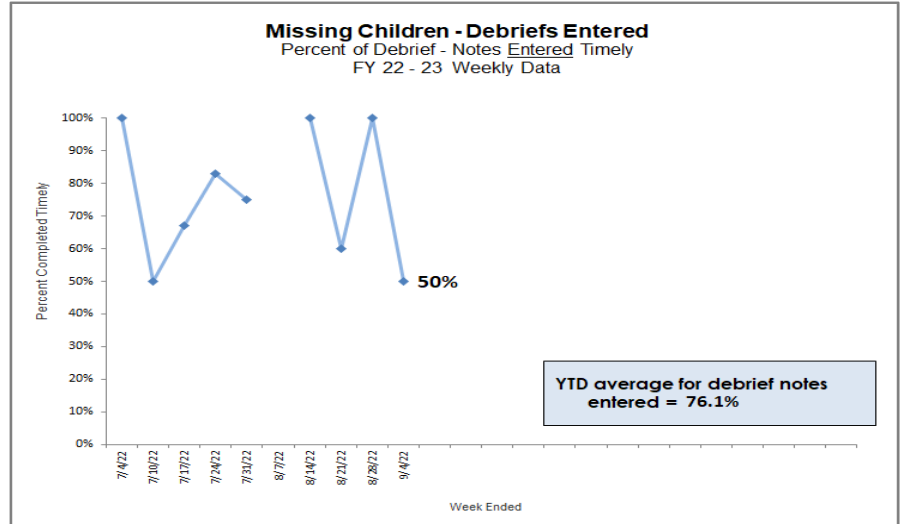
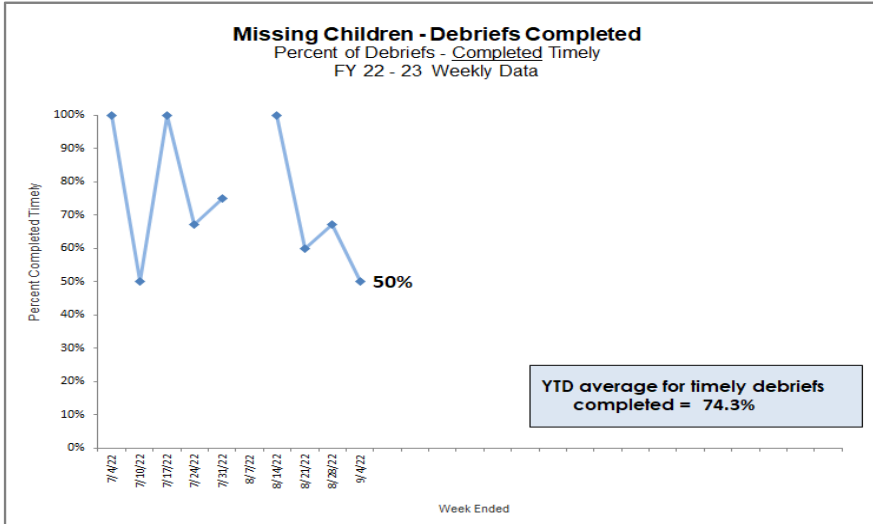
SCARF - Rate of Diversion by Service Center					
Month Performance - July 2022					
Service Center	Number of Referrals	Legal Aid Diversions	MH TCM Referrals	Families Sheltered	Rate of Diversion
Bartow	14	3	0	0	100.0%
Lake Wales - Highlands	17	1	1	0	100.0%
Lakeland	51	9	1	0	100.0%
<b>SCARF - Total</b>	<b>82</b>	<b>13</b>	<b>2</b>	<b>0</b>	<b>100.0%</b>



# Missing Children

HFC – DCF Circuit 10 Missing Youth Data as of Reporting Date

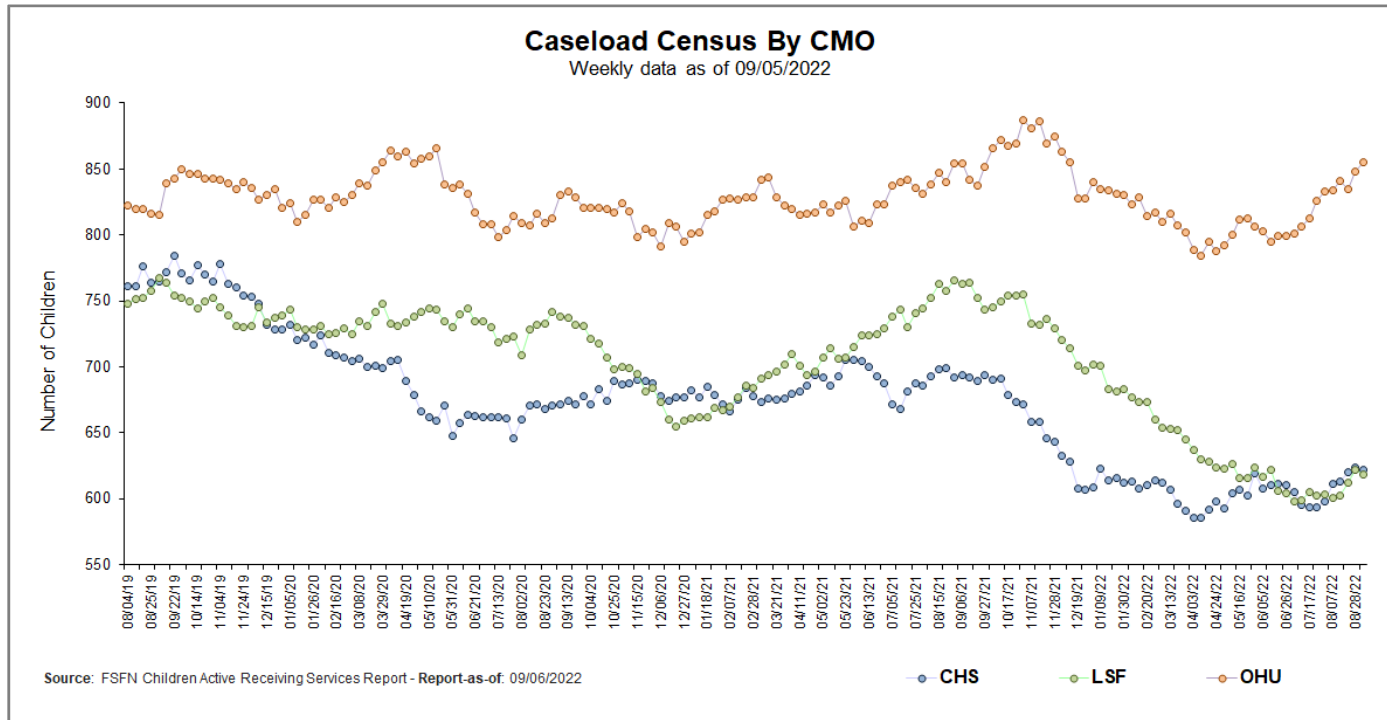
Weekly Data - Week ending 09/04/2022					
	Current Missing	Late Reports	Late ATL	Recoveries	Late Debriefs
CHS	1	0	0	0	0
LSF	4	0	0	1	1
OHU	3	0	0	1	0
CPI	0	0	0	0	0
<b>Total</b>	<b>8</b>	<b>0</b>	<b>0</b>	<b>2</b>	<b>0</b>



# Caseload Census Information

## CBC Services Weekly Caseloads By CMO

Number of Children by CMO Last 6 Reporting Periods						
Agency	7/31/2022	8/7/2022	8/14/2022	8/21/2022	8/28/2022	9/5/2022
CHS	598	611	613	620	624	622
LSF	603	601	602	612	622	618
OHU	833	834	841	835	848	855
<b>HFC Total</b>	<b>2034</b>	<b>2046</b>	<b>2056</b>	<b>2067</b>	<b>2094</b>	<b>2095</b>



## Caseload Census by Case Manager and Organization Data as of 09/05/2022

Caseload of 1 - 5 Children		
CMO	Case Workers	#
OHU	Cole, Julianna	4
OHU	Meinke, Danielle	3
OHU	Mendez, Natalie	1
OHU	Vaughan, Ashlee	1

Caseload of 16 - 24 Children		
CMO	Case Workers	#
OHU	Violette, Patricia	24
OHU	Claffey, Alexandra	22
LSF	Renfro, Andrew	22
OHU	Mullis, Felicia	22
LSF	Ramnaugh, Shan	22
OHU	Santos, Frances	21
OHU	Wall, Tasha	20
OHU	Bailon, Margarita	19
OHU	Southall, Akeva	18
CHS	Mcbride, Hannah	17
OHU	Brutus, Marie	17
CHS	Dawes, Dominique	16
OHU	Reid, Jemima	16

Caseload of 30+ Children		
CMO	Case Workers	#
OHU*	Gonzalez, Jesus	50
CHS	Mcphail, Allissa	49
OHU*	Washington, Woodrica	49
OHU*	Villegas, Anna	47
OHU*	Smith, Lorie	47
OHU*	Simmons, Shannon	46
CHS	Hiers, Katherine	42
CHS	Fort, Angela	41
CHS	Palmieri, Nicole	41
OHU*	Fuentes, Norma	40
CHS	Bain, Claire	40
CHS	Anglin, Latoya	40
CHS	Williamson, Abigail	40
CHS	Luskey, Taylor	39
CHS	Luebke, Nicole	39
LSF	Lucas, Winola	39

Caseload of 30+ Children (cont.)		
CMO	Case Workers	#
LSF	Coleman, Tangelia	37
LSF	Bickel, Sherry	37
CHS	Sisk, Sarah	37
LSF	Boatwright, Tamora	36
LSF	Lynch, Rodina	35
LSF	Pierce, Pamela	35
LSF	Morris, Alundrea	34
OHU	Cleveland, Tammy	34
OHU	Kohn, Ludessa	33
LSF	McNulty, Andriea	32
LSF	Louis, Rachelle	31
OHU	Bello, Bianca	30
OHU	Willis, Markeisha	30
LSF	Davis, Katelyn	30
LSF	Lott, Carla	30

Caseload of 6 - 15 Children		
CMO	Case Workers	#
CHS	Harrison, Ammara	15
CHS	Dean, Elaina	14
CHS	Sackey, Rashayla	13
LSF	Evans, Mikayla	12
OHU	Colon, Lisette	12
CHS	Austin, Alyana	12
LSF	Wilkins, Shequanna	11
LSF	Burciaga, Cristina	11
CHS	Whiting, Kari	11
LSF	Bon-Fiol, Nikol	10
OHU	Cuevas, Rubita	10
OHU	Daniel, Peyton	9
CHS	Dyer, Charlseay	9
CHS	Cruz, Cheyleen	8
OHU	Findley, Angela	8
CHS	Saimplice, Sherby	8
CHS	Campbell, Elaine	7
OHU	Pizarro, Frances	7
OHU	Nizamoff, Tori	7
LSF	Londono, Reina	6

Caseload of 25 - 29 Children		
CMO	Case Workers	#
LSF	Davis, Katelyn	29
LSF	Lott, Carla	29
OHU	Johnson, Randi	29
OHU	Nettles, Markisha	28
LSF	Bannon, Clervia	28
LSF	Cruz, Veronica	28
OHU	Mccoy, Ariana	27
OHU	Kinney, Deborah	27
LSF	Willingham, Jadashia	26
LSF	Pamphile, Emmanuella	26
OHU	Willix, Amensha	25

Unit Supervisors Carrying Cases		
CMO	Case Workers	#
CHS	Mccalebb, Phalan	17
CHS	Cortes, Jennifer	11
OHU	Shackleford, India	7
OHU	Newton, Kimberly	7
CHS	Owens, Sheltonya	6
OHU	Followell, Amanda	6
OHU	Lopes, Alannah	3
OHU	Beach-Solmo, Amber	2
CHS	Butler, Haveria	1
LSF	O'Connor, Michelle	1

Transition Age Youth - Young Adults		
CMO	Case Workers	#
CHS	Nieves, Carlos	28
LSF	Peralta, Joshua	25
OHU	Vazquez, Roger	20
OHU	Sandbrook, Mary	3
CHS	Humber, John	3

Adoption Specialist ( Non-ICPC Cases )		
CMO	Case Workers	#
OHU	Mendez, Natalie	24
LSF	Collins, Sara	8
LSF	Hampton, Sharday	5

FTC Facilitators Carrying Cases		
CMO	Case Workers	#
CHS	Mills, Clyatt	11
CHS	Denmark, Sandi	7
LSF	Porter, Ineisha	3

All CHS case managers are supported by Case-Aim support. On average a Case-Aim supported case compares to 1.33 regular cases (i.e., 20 cases with Case-Aim approx. equals 15 cases without Case-Aim support).

\*These OHU case managers contain caseloads that are over 60% OCS cases. On average an OCS case compares to 1.54 regular cases (i.e., 20 OCS cases approx. equals 13 regular cases).



## Caseload Census Information

Case Manager Caseload Breakdown by Agency – Data as of 09/05/2022

Count of Case Managers Within a Caseload Range							
CMO	1-5 Children in Caseload	6-15 Children in Caseload	16-24 Children in Caseload	25-29 Children in Caseload	30+ Children in Caseload	Total Case Managers*	Avg # of Children per CM
CHS	0	9	2	0	10	21	29.6
LSF	0	5	2	6	9	22	28.1
OHU	4	6	9	5	10	34	25.1
<b># of CMs</b>	<b>4</b>	<b>20</b>	<b>13</b>	<b>11</b>	<b>29</b>	<b>77</b>	<b>27.2</b>

Percent of Case Managers That Are at or Under the National Caseload Standard of 15			
CMO	# Case Managers	# with Caseload at 15 or lower	Percent at 15 or lower
CHS	21	9	42.9%
LSF	22	5	22.7%
OHU	34	10	29.4%
<b>HFC</b>	<b>77</b>	<b>24</b>	<b>31.2%</b>

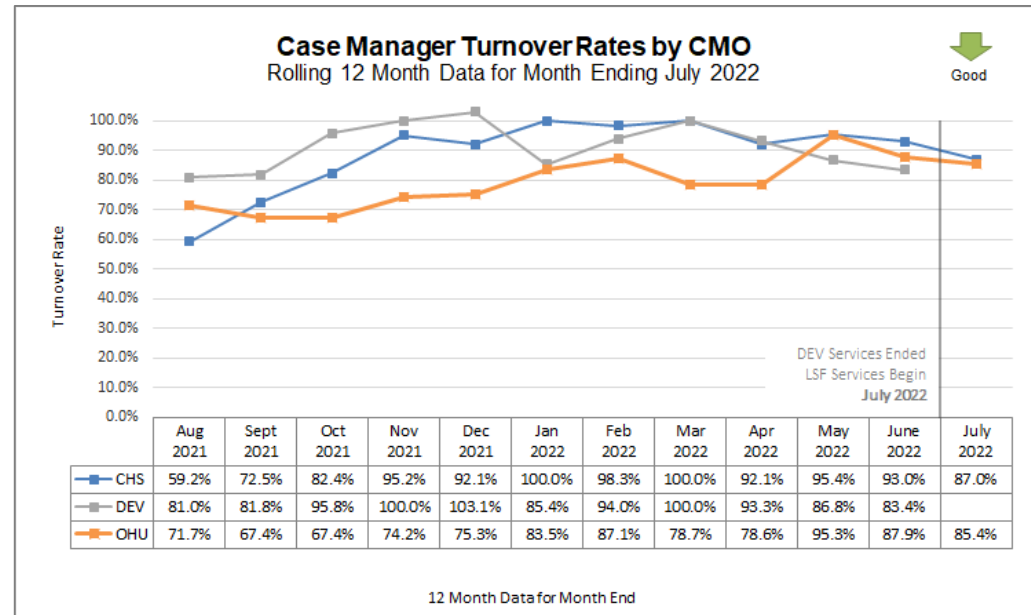
\* Data Excludes Unit Supervisors, Non-ICPC Adoption, FTC Facilitators, IL CMs & Resigned CMs Count

## Case Management Organization Turnover

12 Month Case Manager Turnover Rates by Agency

Employee Turnover Rates By CMO 12 Month Data for Month Ended July 2022		
CMO	Case Manager	Case Manager Supervisor
CHS	87.0%	75.0%
LSF*	-	-
OHU	85.4%	76.2%

\* 7/2/22 - Transition from Devereux to Lutheran Services Florida; the 12-months required for a "Rolling Year Total" has not been established.





## Healthcare Information

Data Entered Into FSFN for Children in Out-of-Home Care

Health Information in FSFN for Children in OHC as of 09/05/22						
Agency	# of Children in OHC	% With a Medical Record in FSFN	% With Medical Service in last 12 Months	% With Dental Service in Last 7 months	% with Immunizations Up to Date	Overall Performance
CHS	418	100.0%	97.1%	94.96%	95.7%	95.9%
LSF	426	99.8%	96.5%	83.7%	99.1%	93.1%
OHU	390	100.0%	96.2%	93.1%	96.4%	95.2%
<b>HFC</b>	<b>1234</b>	<b>99.9%</b>	<b>96.6%</b>	<b>90.4%</b>	<b>97.1%</b>	<b>94.7%</b>

Source: "FSFN report "Healthcare Service Information for Children in Out-of-home Care Daily Listing - OCWDRU"

Health Information in FSFN as of 09/05/22				
Agency	# of Missing Medical Records	# of Medical Appointments Needing Update	# of Dental Appointments Needing Update	# of Immunization Needing Update
CHS	0	12	13	18
LSF	1	15	46	4
OHU	0	15	17	14
<b>Total</b>	<b>1</b>	<b>42</b>	<b>76</b>	<b>36</b>

Source: "Healthcare Service Information for OHC - Daily Listing - OCWDRU"

## Scorecard Measures 9 & 10 - Children Receiving Healthcare Services

SM 9 - Percent of children in out-of-home care who have received medical services in the last 12 months – Target = 95.0%

SM 10 - Percent of children in out-of-home care who have received dental services in the last 7 months – Target = 95.0%

Scorecard Measure #9 - 09/30/22 (snapshot) Children Receiving Medical Services Within Last 12 Mths FY 22-23 - 1st Qtr as of 09/05/22			
Agency	Appointment within last 12 mths	Total Children out-of-home care	Percent Medical Services Received
CHS	406	418	97.1% ★★
LSF	411	426	96.5% ★★
OHU	375	390	96.2% ★★
<b>Total</b>	<b>1192</b>	<b>1234</b>	<b>96.6%</b>

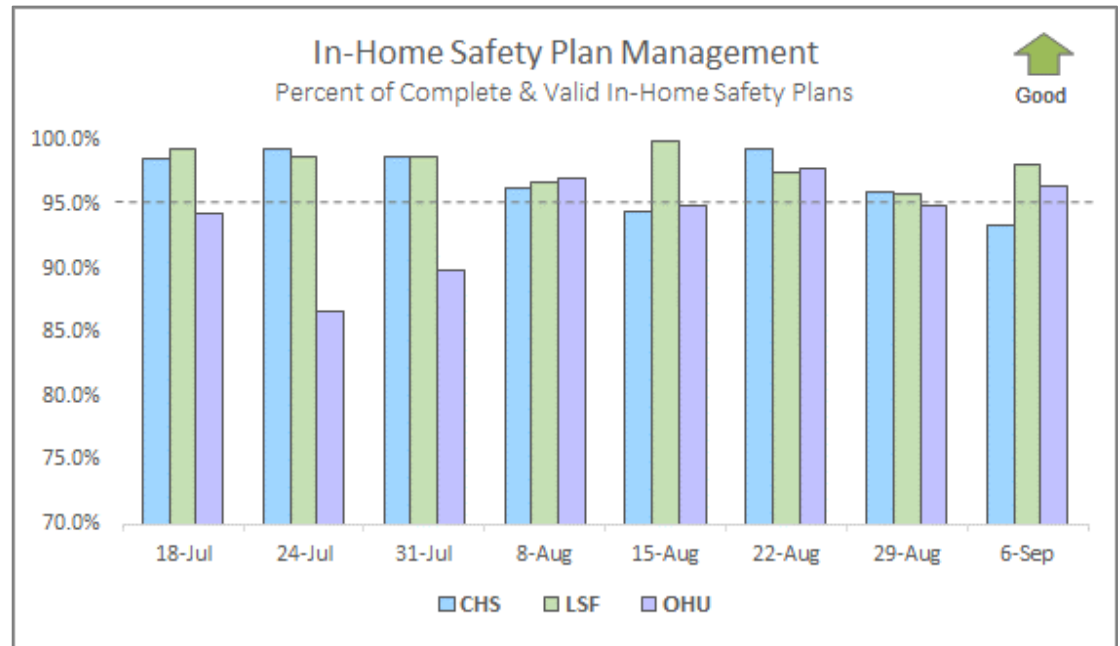
Scorecard Measure #10 - 09/30/22 (snapshot) Children Receiving Dental Services Within Last 7 Mths FY 22-23 - 1st Qtr as of 09/05/22			
Agency	Appointment within last 7 mths	Total Children out-of-home care	Percent Dental Services Received
CHS	245	258	94.9%
LSF	237	283	83.7%
OHU	231	248	93.1%
<b>Total</b>	<b>713</b>	<b>789</b>	<b>90.4%</b>



# In-Home Safety Plan Management

Percent of Completed In-Home Safety Plans under 180 Effective Days – Target: **95.0%**

In-Home Safety Plan Management				
Percent of <u>Completed</u> In-Home Safety Plans under 180 <u>Effective</u> Days				
Agency	No -or- Expired Safety Plans	Complete & Valid Safety Plans	Total Required Safety Plans	Percentage Complete
CHS	12	166	178	93.3%
LSF	3	159	162	98.1% ★
OHU	5	137	142	96.5% ★
<b>HFC Total*</b>	<b>20</b>	<b>462</b>	<b>482</b>	<b>95.85%</b>



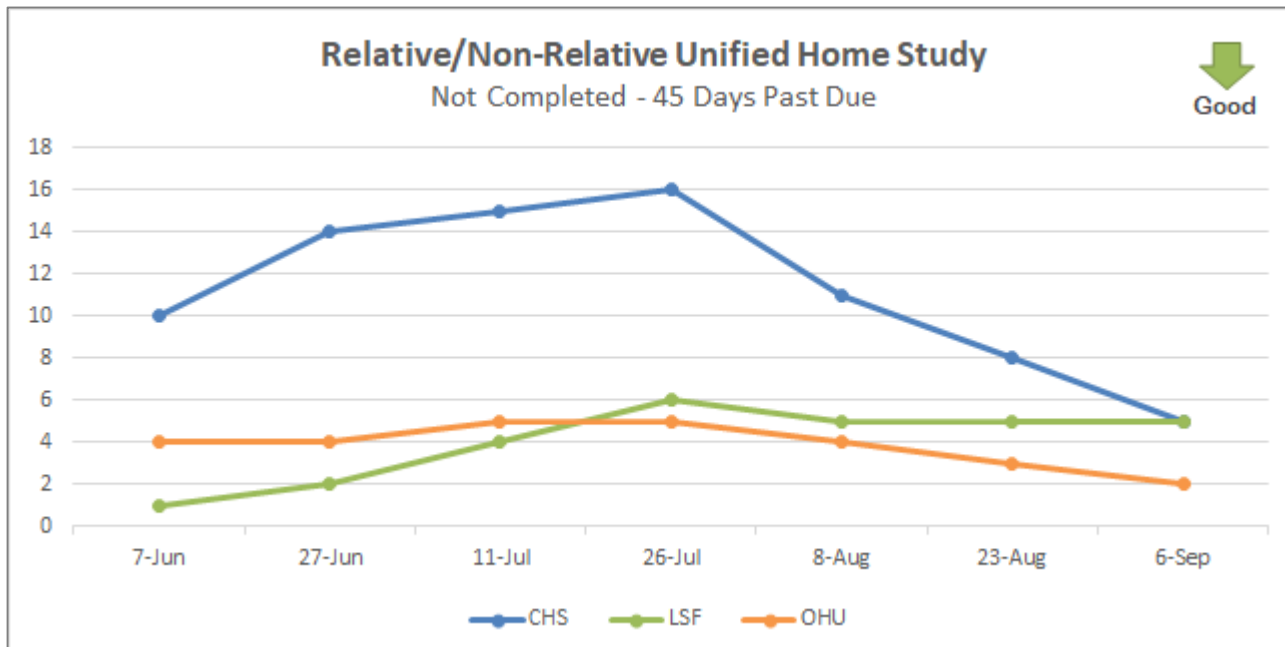
Source: FSN Report "Case Management Safety Management Listing", Report-as-of: 09/06/22



# Unified Home Studies – Approval Status

Cases with a Pending or No UHS – 45+ Days Past Due; **Data-as-of:** 09/06/22

Relative / Non-Relative Unified Home Study Approval Status			
45 Days since Case Transfer - <b>Past Due</b>			
Agency	# of UHS	Status - Pending	Status - No UHS
CHS	5	4	1
LSF	5	2	3
OHU	2	1	1
<b>Total</b>	<b>12</b>	<b>7</b>	<b>5</b>





## Data Exceptions: Placements

Placement Exceptions by Number of Weeks on List Data-as-of: 09/05/22				
Agency	Greater than 2 weeks	1 - 2 weeks	Less than 1 week	Grand Total
CHS				0
LSF				0
OHU				0
CPI	12	9	12	33
NTF				0
SCARF				0
<b>Total</b>	<b>12</b>	<b>9</b>	<b>12</b>	<b>33</b>

Placement Exceptions Totaled By Agency Last 6 Reporting Periods						
Agency	7/31/2022	8/8/2022	8/14/2022	8/21/2022	8/28/2022	9/5/2022
CHS	2	4	3	0	2	0
LSF	0	0	4	0	0	0
OHU	0	0	0	0	0	0
CPI	8	19	20	19	31	33
NTF	5	2	0	1	0	0
SCARF	0	0	0	0	0	0
<b>Total</b>	<b>15</b>	<b>25</b>	<b>27</b>	<b>20</b>	<b>33</b>	<b>33</b>

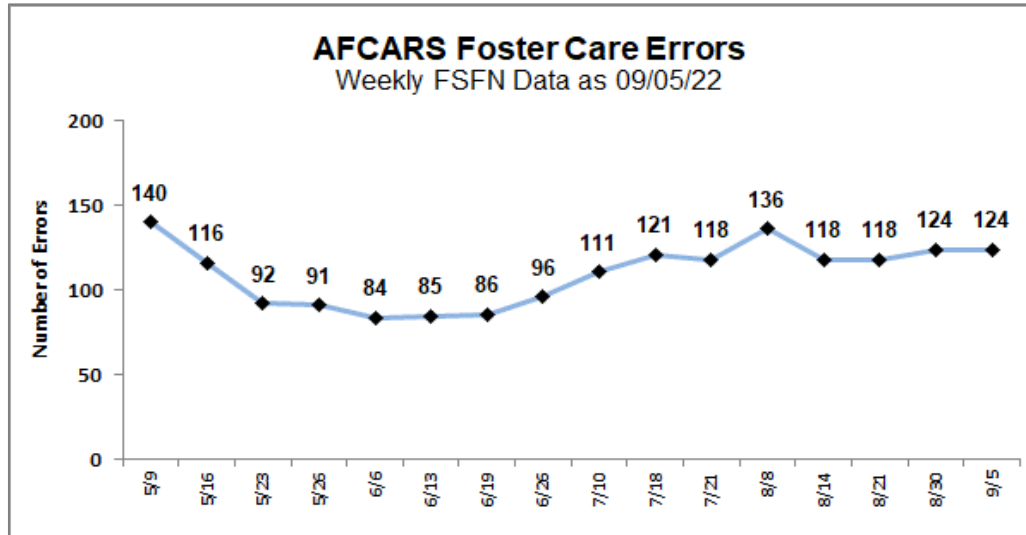
## Child Placement Agreement – Current Errors

Child Placement Agreement Errors Data as of 09/06/2022					
Agency	New CPA Needed	Need to Upload Signed Agreement	Need Supervisor Approval	Need to Close CPA	Total
CHS				1	1
LSF					0 
OHU					0 
<b>Total</b>	<b>0</b>	<b>0</b>	<b>0</b>	<b>1</b>	<b>1</b>



## Data Exceptions: AFCARS

Data for Reporting Period: 04/01/22 – 09/30/22



AFCARS Foster Care Report							
Agency	Child Info	Provider	Legal	Mother Married	Transition Errors	Cannot Correct	Total
CHS			8		28	6	42
LSF			8		33	2	43
OHU			4		25	5	34
CPI		5					5
<b>Total</b>	<b>0</b>	<b>5</b>	<b>20</b>	<b>0</b>	<b>86</b>	<b>13</b>	<b>124</b>

Source : FSN AFCARS Foster Error Report & OCWRDU Rpt-as-of: 09/06/22



## Family Functioning Assessment – Methodology Cases

Timeliness of FFA “Approval” on Methodology Cases, Data-as-of: 09/05/22

FFA-Ongoing Approval & Case Transfer Staffing Date Clean-up Report Compliance tracking for cases entering care with a methodology requirement				
Agency	Not Approved ( 30+ days )	New Child CTS ( w/ active Approval )	New FFA-O Needed ( w/ prior Approval )	Incorrect Approval ( w/ active Approval )
CHS				
LSF			2	
OHU			1	
<b>HFC TOTAL</b>	<b>0</b>	<b>0</b>	<b>3</b>	<b>0</b>

### CMO Contract Measure 11 – 1st Quarter

Percent of Active Methodology Cases with an Approved FFA-O Data as of 09/05/22				
Agency	Not Approved	Approved	Grand Total	Percent Approved
CHS	8	310	318	97.5%
LSF	7	308	315	97.8%
OHU	8	251	259	96.9%
<b>HFC Total</b>	<b>23</b>	<b>869</b>	<b>892</b>	<b>97.4%</b>

Percentage of Family Functioning Assessments Approved within 30 days of Case Transfer Staffing 1st Quarter-to-Date as of 09/05/22			
Agency	Timely ( < 30 Days )	FFA Approvals ( 1st Qtr )	Completed Timely
CHS	30	31	96.8% ★
LSF	33	35	94.3%
OHU	26	29	89.7%
<b>HFC TOTAL</b>	<b>89</b>	<b>95</b>	<b>93.7%</b>

FY 22-23 Target = 95% or higher



## AWARENESS FOR SEPTEMBER

September: National Hispanic Heritage Month, Suicide Prevention Awareness Month

## HEALTH RESOURCES

### COVID-19 Info

It's now possible to order four (4) free at-home COVID-19 tests that are being made available by the federal government. Every household in the U.S. is eligible to order four (4) tests.

[COVIDTests.gov](https://www.cdc.gov/covid19/testing/)

For more COVID information specific to Florida, go to [floridahealthcovid19.gov](https://www.floridahealth.gov/covid-19/)

Call Center is available 24/7  
(866) 779-6121 or email  
[COVID-19@flhealth.gov](mailto:COVID-19@flhealth.gov).

For more vaccine information go to  
<https://www.floridahealth.gov/covid-19/vaccines-in-florida/>

## SAFETY RESOURCES

### Internet Safety and Tips

NetSmartz Home  
[missingkids.org](https://www.net-smartz.org/home/)

Safe Sleep  
[https://www.ounce.org/safe\\_sleep.html](https://www.ounce.org/safe_sleep.html)

Swim Safety Tips  
[mcusercontent.com](https://www.mcusercontent.com/)

## COMMUNITY RESOURCES

### Housing and Utility Assistance

[www.ourflorida.com](https://www.ourflorida.com/)

OUR Florida provides renters who qualify with relief on unpaid bills.

- Do you rent your home?
- Did you lose your job or wages due to COVID-19?
- Are you behind on your rent or facing eviction?
- Did you receive a shutoff notice from your utility?

YOU MAY BE ELIGIBLE FOR HELP WITH RENT AND UTILITIES BILLS.

### United Way's 211

Call 211

Getting free confidential help for needs such as food, housing, employment, utilities, mental health and much more is just a text, call, or click away.

### Echo Ministries

Help provide tangible needs to children in foster, adoptive, relative and non-relative care.

To Donate: ECHO Distribution Center every Wednesday between 9am to noon at 3625 Century Blvd Unit 1A, Lakeland, FL.

[ECHO Ministries Florida- Foster Care Ministry- Central FL & Beyond](https://www.ourflorida.com/echo-ministries-florida-foster-care-ministry-central-fl-beyond)

### Find Help (Previously Aunt Bertha)

<https://www.findhelp.org/>

Find local resources for food, health, housing, employment programs & other community resources in seconds.

### Circuit 10 Children's Mental & Behavioral Health Resources

<https://sites.google.com/view/floridac10/mhbhresources/home>

On this site you will find:

- o Heartland for Children's Parent Portal
- o MyFloridaMyFamily Community Services
- o Florida Mobile Response Team- 24/7 Crisis Assistance
- o Florida Statewide Medicaid Managed Care
- o Florida Association of Christian Child Caring Agencies
- o Florida Network Short-term Residential Programs
- o Center for Autism Related Disabilities (CARD)
- o National Alliance on Mental Illness
- o Post Adoption Support
- o Zebra Coalition
- o Central FL Behavioral Health Network
- o Hope Florida – A Pathway to Prosperity

### Food Distribution Schedule

Polk, Highlands and Hardee Counties  
Food Distribution Sites

<https://uwcf.org/initiatives/endlunger/schedule/>

### Healthy Families Florida

Family support and coaching program that helps parents provide the safe and stable environments children need for healthy growth and development.

[Healthy Families Florida - Find a Local Project \(healthyfamiliesfla.org\)](https://www.healthyfamiliesfla.org/)

## HFC EVENTS

### Rudolph Round-Up

- Host a toy drive
  - Make a Monetary Donation
  - Purchase from Rudolph Toy Registry
- <https://heartlandforchildren.org/rudolph>

HFC's "Let's Talk About it" Podcast where we provide education and resources for family matters in Polk, Highlands and Hardee Counties  
[Apple Podcasts](https://www.heartlandforchildren.org/podcast/) / [Anchor](https://www.heartlandforchildren.org/podcast/) / [Spotify](https://www.heartlandforchildren.org/podcast/) / [YouTube](https://www.heartlandforchildren.org/podcast/)



## POLK COUNTY

### T.A.S.S.E.I Project

Polk County Public School  
Social Work Services  
(863) 298-5619  
[tassel@polk-fl.net](mailto:tassel@polk-fl.net)

### Pace Center for Girls

Mission: Pace provides girls and young women an opportunity for a better future through education, counseling, training and advocacy.  
Currently Accepting Student Application:

Contact: [Jesilyn.Pfeffer@pacecenter.org](mailto:Jesilyn.Pfeffer@pacecenter.org)  
(863) 688-5596 Ext. 5516

### FREE Health Services

Polk HealthCare Plan and the Florida Department of Health partner to provide free health services to members of the community and provide Polk HealthCare Plan education and enrollment assistance.

[August Health Services Events](#)

### Get Healthy for Life

Four- Class Series: August 25<sup>th</sup>, Sept 8, Sept 22, Sept 29  
(Thursdays, 1-2:15pm)

The Haley Center

3425 Lake Alfred Rd, Winter Haven, FL

- Learn Health numbers and goals
- Practice easy, budget friendly cooking
- Be a fearless smart grocery shopper

Only 20 spots available. Call Andrea (863) 519-1072 or email

[andreakolai@ufl.edu](mailto:andreakolai@ufl.edu). Sign up at

<http://eatshopcook.eventbrite.com>

### Festival of Faith

Coleman Bush Building 1104 Martin L King Jr. Blvd  
Lakeland, FL 33805  
Sep. 27<sup>th</sup> 6pm-8pm

The Teen Pregnancy Prevention Alliance (TPPA) Program would like to invite you to our annual **Festival of Faith Event**. This is an event that allows different faith leaders to come together to discuss how to effectively impact Teen Pregnancy Rates and Teen Behavior.

RSVP [rclay@healthystarthp.org](mailto:rclay@healthystarthp.org).

## HIGHLANDS COUNTY

### Champion for Children

Provides child abuse and neglect prevention programs and early-intervention services to children and families in Highlands County.

419 East Center Avenue  
Sebring, FL 33870  
Office: (863) 382-2905

<https://www.championforchildren.org/>

## HARDEE COUNTY

### Hardee Help Center

A Christ-centered community service organization bringing hope & healing to Hardee County families in difficult seasons of life.

713 E Bay Street Wauchula, FL 33873  
[info@hardeehelpcenter.com](mailto:info@hardeehelpcenter.com)  
Tel: 863-773-0034

For additional resources and county events, check out our most recent Parent's Corner Newsletter.



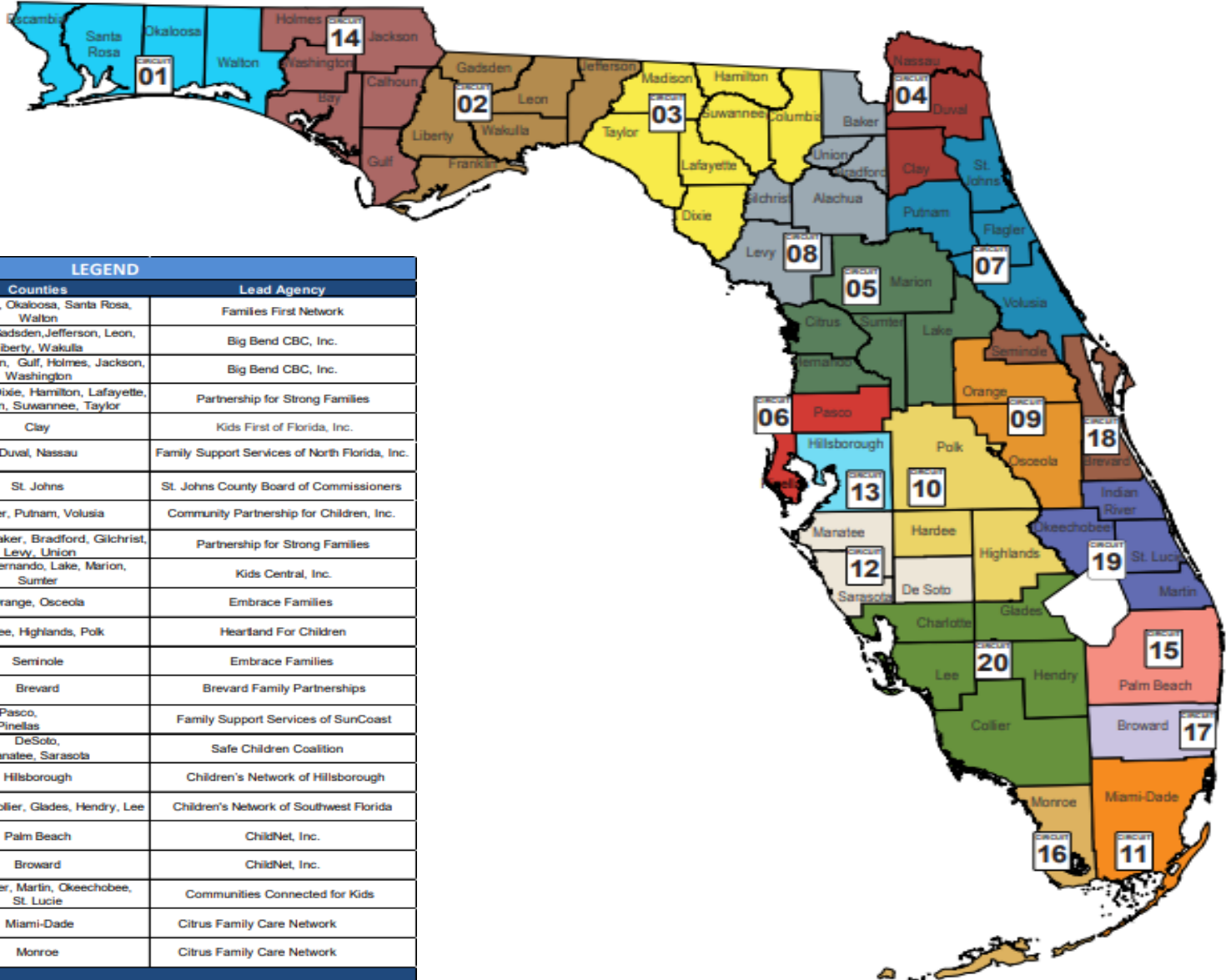
# SCAN ME







# Community Based Care Lead Agency Map



LEGEND			
Circuit	Region	Counties	Lead Agency
1	Northwest	Escambia, Okaloosa, Santa Rosa, Walton	Families First Network
2		Franklin, Gadsden, Jefferson, Leon, Liberty, Wakulla	Big Bend CBC, Inc.
14		Bay, Calhoun, Gulf, Holmes, Jackson, Washington	Big Bend CBC, Inc.
3	Northeast	Columbia, Dixie, Hamilton, Lafayette, Madison, Suwannee, Taylor	Partnership for Strong Families
4		Clay	Kids First of Florida, Inc.
4		Duval, Nassau	Family Support Services of North Florida, Inc.
7		St. Johns	St. Johns County Board of Commissioners
7	Central	Flagler, Putnam, Volusia	Community Partnership for Children, Inc.
8		Alachua, Baker, Bradford, Gilchrist, Levy, Union	Partnership for Strong Families
5	SunCoast	Citrus, Hernando, Lake, Marion, Sumter	Kids Central, Inc.
9		Orange, Osceola	Embrace Families
10		Hardee, Highlands, Polk	Hearthand For Children
18	Southeast	Seminole	Embrace Families
18		Brevard	Brevard Family Partnerships
6	Southern	Pasco, Pinellas	Family Support Services of SunCoast
12		DeSoto, Manatee, Sarasota	Safe Children Coalition
13		Hillsborough	Children's Network of Hillsborough
20		Charlotte, Collier, Glades, Hendry, Lee	Children's Network of Southwest Florida
15	Southern	Palm Beach	ChildNet, Inc.
17		Broward	ChildNet, Inc.
19		Indian River, Martin, Okeechobee, St. Lucie	Communities Connected for Kids
11	Southern	Miami-Dade	Citrus Family Care Network
16		Monroe	Citrus Family Care Network

