



Community Based Care: Hardee, Highlands & Polk Counties

CBC Performance and Quality Improvement Meeting
Data for Week Ended Sunday, August 07, 2022

Video Conference Meeting
Wednesday, August 10, 2022 at 9 a.m.

Conference Call: 866-607-2795
Participant Number: 830 755 402#



Community Based Care Lead Agency Scorecard

FY 21-22, 4th Quarter: April 01, 2022 to June 30, 2022

CBC Lead Agency Scorecard Performance Table	Safety				Permanency				Well-Being			
Measures	1. Rate of Abuse per 100,000 days while in foster care.	2. Percent of children who are not neglected or abused during in-home services.	3. Children who are not neglected or abused after closure of services.	4. Children under supervision who are seen every 30 days.	5. Children exiting foster care to a permanent home within 12 months of entering care.	6. Children achieving permanency in 12 months for children in foster care 12 to 23 months.	7. Children who do not re-enter foster care within 12 months of moving to a permanent home.	8. Children's placement moves per 1,000 days in foster care.	9. Children in out-of-home care who have received medical services in the last 12 months.	10. Children in out-of-home care who received dental services within the last 7 months.	11. Young adults in foster care at age 18 that have completed or are enrolled in secondary education.	12. Children placed with all of their siblings who are in out of home care.
Standard	8.5	95.0%	95.0%	99.5%	40.5%	43.6%	91.7%	4.12	95.0%	95.0%	80.0%	65.0%
Reporting Period	04/01/21 - 03/31/22	04/01/21 - 03/31/22	10/01/20 - 09/30/21	07/01/21 to 06/30/22	07/01/20 to 06/30/21	7/1/21	07/01/20 to 06/30/20	07/01/21 to 06/30/22	6/30/22	6/30/22	07/01/21 to 06/30/22	6/30/22
Brevard Family Partnership	9.84	95.1%	96.6%	99.7%	32.0%	55.6%	92.7%	3.76	96.7%	91.4%	95.0%	61.1%
ChildNet - Broward	8.12	96.5%	95.6%	99.7%	35.7%	51.7%	83.0%	4.39	96.7%	89.4%	93.7%	64.8%
ChildNet - Palm Beach	7.76	95.9%	95.8%	99.6%	33.3%	61.1%	92.7%	3.77	97.8%	91.9%	73.8%	63.3%
Children's Network of SW Florida	7.47	96.5%	97.5%	99.8%	37.3%	60.9%	94.6%	4.66	96.8%	96.5%	89.7%	60.8%
Citrus Health Network	7.38	96.9%	97.3%	98.2%	24.9%	34.8%	89.5%	7.51	92.5%	74.7%	53.5%	58.7%
Communities Connected for Kids	3.39	95.4%	98.4%	99.6%	30.7%	4570.0%	87.5%	3.17	97.7%	96.3%	93.5%	62.3%
Community Partnership for Childr.	6.68	94.4%	98.3%	99.6%	45.0%	77.6%	90.3%	2.97	95.9%	94.2%	85.0%	54.4%
Eckerd Community Hillsborough	3.99	95.6%	97.0%	99.3%	27.0%	50.9%	86.4%	4.10	93.5%	65.9%	92.3%	61.4%
Embrace Families	8.51	95.0%	96.4%	97.6%	30.2%	45.3%	92.1%	8.33	61.2%	32.0%	88.0%	60.6%
Families First Network	6.84	95.1%	97.5%	99.6%	22.8%	37.8%	92.8%	7.33	91.0%	81.4%	83.3%	61.0%
Family Integrity Program	4.06	98.5%	97.1%	99.9%	48.7%	62.2%	88.6%	2.87	98.8%	96.4%	66.6%	59.0%
Family Support Services North Fla	6.64	96.6%	96.5%	99.8%	36.9%	62.3%	86.3%	5.70	95.0%	85.5%	100.0%	56.6%
FSS Suncoast	7.3	93.1%	94.6%	97.0%	26.9%	41.8%	93.4%	5.97	66.3%	36.8%	95.3%	61.4%
Heartland For Children	9.74	95.3%	96.8%	99.8%	34.7%	49.4%	92.0%	3.89	96.8%	91.7%	100.0%	58.8%
Kids Central, Inc.	4.16	95.6%	96.6%	99.3%	33.1%	40.5%	86.2%	6.44	85.9%	65.8%	75.0%	65.5%
Kids First of Florida, Inc.	5.38	96.6%	95.6%	95.2%	30.4%	45.9%	90.7%	2.5	91.1%	77.3%	57.1%	68.3%
Northwest Florida Health Network	5.72	95.8%	97.7%	99.6%	30.6%	49.6%	92.3%	4.76	92.5%	88.3%	86.2%	59.6%
Partnership for Strong Families	4.29	96.7%	98.7%	99.9%	23.3%	61.0%	93.8%	4.56	85.8%	71.0%	81.8%	56.5%
Safe Children Coalition	8.69	97.8%	95.1%	99.3%	38.7%	53.8%	92.3%	5.05	93.2%	82.9%	69.2%	66.5%
Statewide	6.91	95.7%	96.5%	98.8%	31.6%	49.0%	90.6%	5.41	87.1%	73.3%	84.1%	61.1%
Red Zone	8.85	92.9%	92.9%	98.9%	36.3%	39.2%	90.8%	4.54	89.9%	89.9%	69.9%	60.0%



Scorecard Measure 4 – Children Seen Every Thirty Days

SM04 - Percent of children under supervision who are required to be seen every 30 days – Target = 99.5%

Scorecard Measure #4 - Children Under Supervision Who Are Seen Every Thirty Days		
Supervision between 07/01/22 - 07/31/22		
Agency	# of Children <u>Not</u> seen in 30 days	% of Children seen timely
CHS	3	99.93%
LSF	5	99.96%
OHU	17	99.74%
Total	25	99.86%
<i>Source: "Children Under Supervision Who Are Seen Every Thirty Days - Report #1144" Data-as-of: 08/07/22</i>		



Monthly Birth Parent Contacts

Target = 70% Mothers and 50% Fathers - seen monthly

Birth Parent Contact Completed 07/01/22 to 07/31/22							
AGENCY	# Moms Required	# Moms Completed	Mom % Completed	# Dads Required	# Dads Completed	Dad % Completed	Combined Average
CHS	179	86	48.0%	116	39	33.6%	40.8%
LSF	207	50	24.2%	131	24	18.3%	21.2%
OHU	158	47	29.7%	103	19	18.4%	24.1%
TOTAL	544	183	33.64%	350	82	23.43%	28.5%

Source: FSFN Data Warehouse – Ad Hoc Report; Report-as-of: 07/31/22, Data-as-of: 08/07/22



Scorecard Measures 5 & 6 - Children Achieving Permanency

SM05 - Percent of children exiting care to a permanent home within 12 months of entering care – **Target = 40.5%**


SM06 - Percent of children exiting care to a permanent home for children in care 12-23 months – **Target = 43.6%**

Reunifications Entered into FSFN: Week of 08/01/22 thru 08/07/22			
Agency	Timely	Un-Timely	Total
CHS	1		1
LSF		2	2
OHU	1		1
Total	2	2	4

Service Availabilities Service Snapshot of Availability as of 08/01/22	
Youth Villages	Peace River Home-to-Stay
4 – Polk	6 – Polk 1 – Highlands / Hardee

Scorecard Measure #5 - 10/01/20 to 09/30/21 Children Achieving Permanency within 0-12 Mths FY 22-23 - <u>1st Qtr</u> as of 08/07/22			
Agency	Permanency within 12 mths	Total Children out-of-home care	Percent Timely Reunification
CHS	85	238	35.7%
LSF	87	291	29.9%
OHU	91	256	35.5%
HFC Total	263	785	33.50%

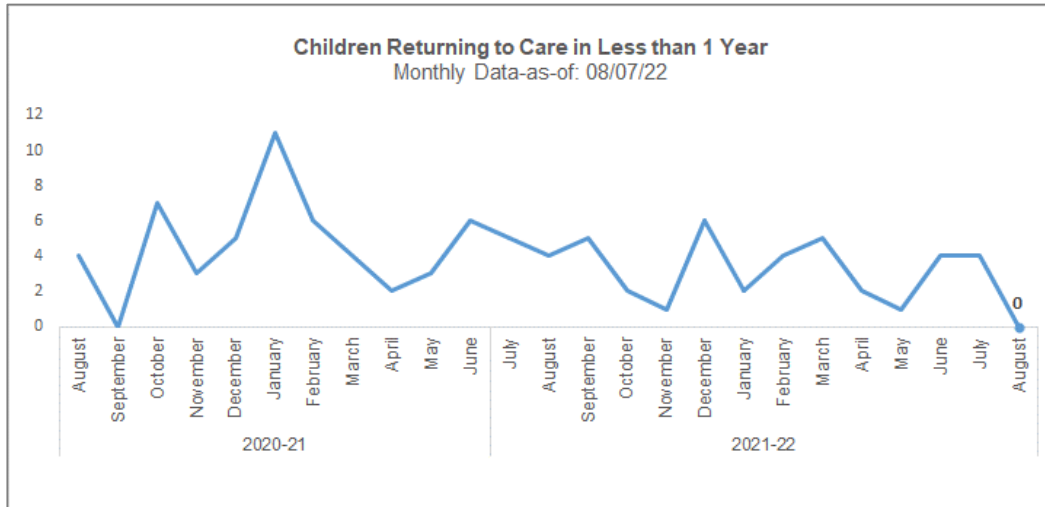
Percentage to reach Yellow = 36.5%

Scorecard Measure #6 - 10/01/21 Children Achieving Permanency within 12-23 Mths FY 22-23 - <u>1st Qtr</u> as of 08/07/22			
Agency	Permanency within 12-23 mths	Total Children LOS 12-23 mths	Percent Timely Reunification
CHS	44	111	39.6%
LSF	60	137	43.8% 
OHU	30	88	34.1%
HFC Total	134	336	39.9%



Children Returning to Care

Number of Children in a Recent Removal Episode Who Have Had a Prior Removal



Removal Episodes for Children with a Prior Removal								
Removals entered into FSFN between 08/01/22 - 08/07/22								
Current Agency	Current Removal Date	Prior Unit	Prior Removal	Prior Discharge	Length of Stay (months)	Length from Prior Discharge (months)	LOR Range	SM07 Cohort
DEV	7/27/2022	141836-DEV	12/12/2019	4/13/2021	16	15	1.0 - 2.9 yrs	N

Source: FSFN Data Warehouse Ad Hoc Report, Rpt-as-of: 08/08/22

Prior Weeks' Undiscussed Re-entries								
Removals entered into FSFN between 07/25/22 - 07/31/22								

Source: FSFN Data Warehouse Ad Hoc Report, Rpt-as-of: 08/01/22

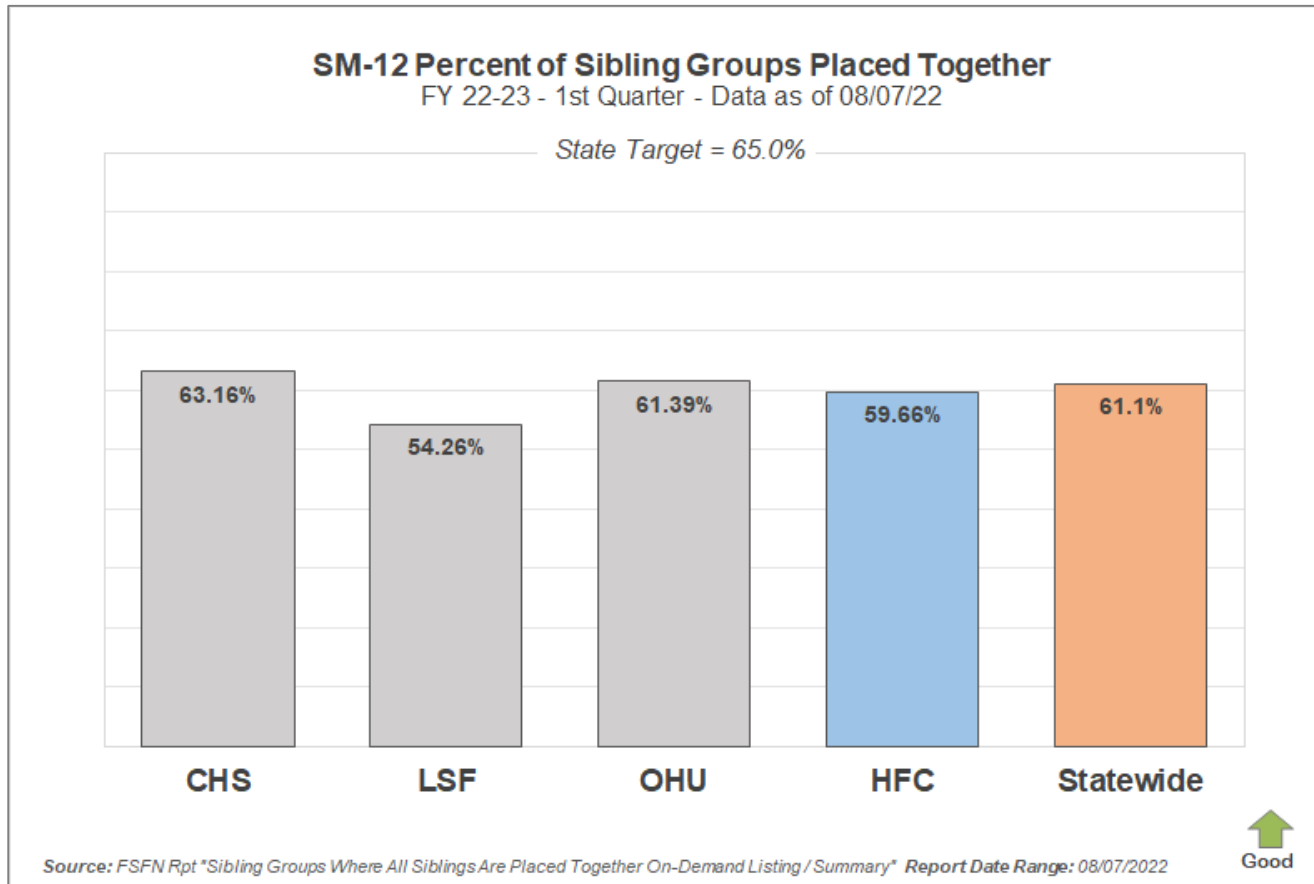


Scorecard Measure 12 – Separated Siblings

SM12 - Percentage of siblings groups in out-of-home care where all siblings are placed together – **Target = 65.0%**

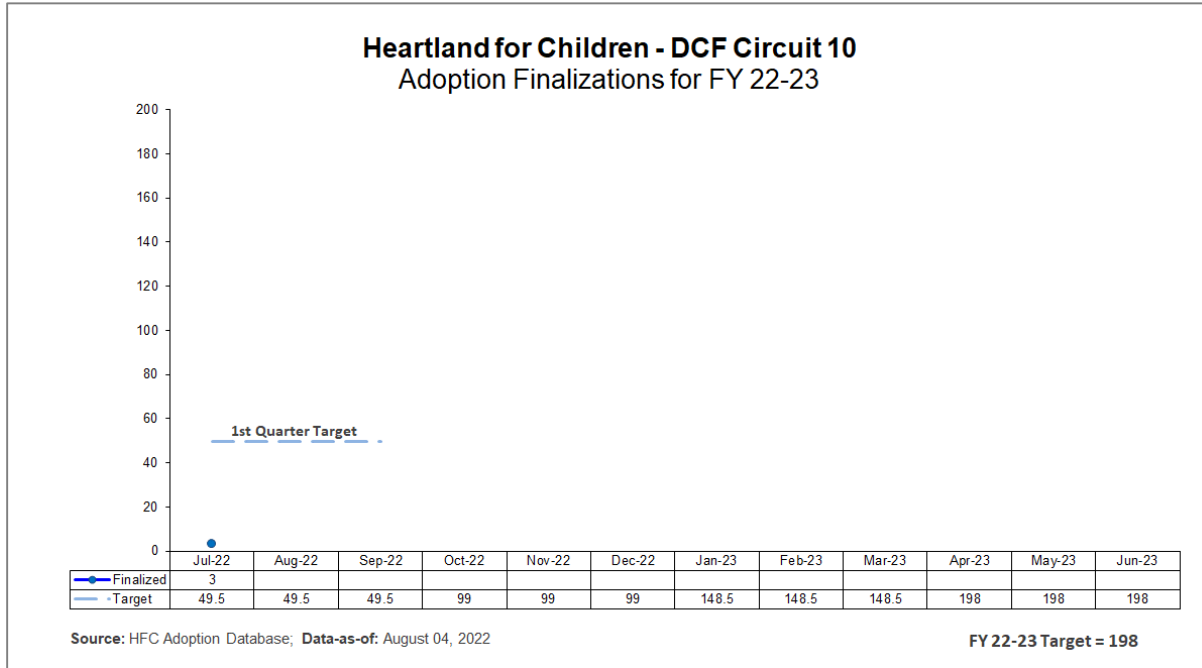
SM12 - Percent of Sibling Groups Placed Together			
Agency	Number of Cases w/ Siblings Together	Total Cases Sibling Groups	Percent of Siblings Placed Together
CHS	60	95	63.16%
LSF	51	94	54.26%
OHU	62	101	61.39%
HFC	173	290	59.66%

Number of sibling groups to achieve SM12 target – 16 Sibling Groups



Adoption Finalizations

Percent of Adoptions Finalized with 24 Months of Removal & Percent of Adoption Goal Met



Upcoming Finalization Dates

August 17, 2022

August 24, 2022

Adoption Finalizations				
FY 22-23 - <u>1st Quarter</u> as of 08/05/22				
CMO	Subsidy Files Submitted	Finalized Adoptions	Quarter Target	Quarter Target Met
CHS	0	0	15	0.0%
LSF	4	2	17	11.8%
OHU	0	1	19	5.3%
Total	4	3	51	5.9%

Adoption Finalizations			
Total Fiscal Year-to-Date			
Total Finalized	HFC Target	% Met	% w/in 24 Mths
3	198	1.5%	33.3%



Children's Legal Services- Shelter Report

CLS Weekly Shelter Report FY 2022-23 as of August 08, 2022

CLS WEEKLY SHELTER REPORT - FY 2022-2023														
	JUL	AUG	SEP	OCT	NOV	DEC	JAN	FEB	MAR	APR	MAY	JUN	22/23 Totals	21/22 Totals
# of Shelter Hearings														
Polk	29	9											29	315
Highlands	5	2											5	44
Hardee	0	0											0	23
Total	34	11											34	379
# Children Removed														
Polk	50	19											50	551
Highlands	8	0											8	71
Hardee	0	3											0	43
Total	58	22											58	656
Total Children Denied Shelter														
Polk	0	0											0	0
Highlands	0	0											0	0
Hardee	0	0											0	0
Total	0	0											0	0
# Children Placed with Relative														
Polk	28	13											28	285
Highlands	5	0											5	55
Hardee	0	1											0	26
Total	33	14											33	357
# Children Placed with Non Relative														
Polk	5	2											5	80
Highlands	0	0											0	6
Hardee	0	0											0	3
Total	5	2											5	89
# Children Placed with Fictive Kin														
Polk	1	0											1	6
Highlands	0	0											0	1
Hardee	0	0											0	1
Total	1	0											1	8
# Children Placed in Foster Care														
Polk	16	4											16	180
Highlands	3	0											3	11
Hardee	0	2											0	11
Total	19	6											19	202

% of Children Sheltered Placed in Foster Care Data as of 08/08/22			
Month	20-21	21-22	22-23
Jul	28.6%	22.1%	32.8%
Aug	21.9%	43.5%	27.3%
Sep	27.3%	28.2%	
Oct	22.4%	28.9%	
Nov	20.4%	36.8%	
Dec	24.5%	19.4%	
Jan	25.0%	48.8%	
Feb	20.5%	15.6%	
Mar	21.7%	47.2%	
Apr	17.5%	26.9%	
May	23.4%	27.5%	
Jun	38.5%	32.4%	
FY Total	24.9%	30.8%	32.8%

Shelter Count for the Week of Aug 02 - Aug 08, 2022			
	Polk	Highlands	Hardee
Shelters	4	0	0
Children Removed	8	0	0
Placed w/ a Relative	6	0	0
Placed w/a Non-Rel	2	0	0
Placed w/a Fictive Kin	0	0	0
Placed in Foster Care	0	0	0



Case Transfer Staffing Data

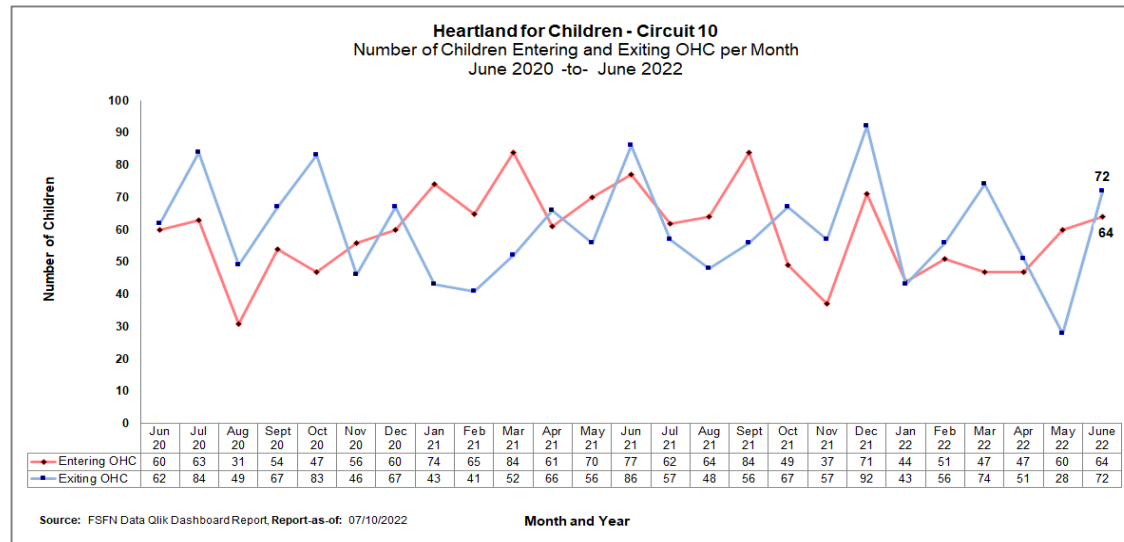
Case Transfer Data For Fiscal Year July 1, 2022 – June 30, 2023 - Data as of 08/09/22

	JUL	AUG	SEP	OCT	NOV	DEC	JAN	FEB	MAR	APR	MAY	JUN	22-23 Totals	21-22 Totals
Number of Children														
CHS	32	7											39	358
LSF	31	8											39	355
OHU Polk	12	4											16	147
One Hope	37	4											41	503
Total	112	23											135	1363
Out of Home Care														
CHS	19	5											24	200
LSF	17	7											24	188
OHU Polk	8	4											12	103
One Hope	12	3											15	113
Total	56	19											75	604
In - Home Judicial														
CHS	5	0											5	4
LSF	2	0											2	16
OHU Polk	0	0											0	2
One Hope	0	0											0	6
Total	7	0											7	28

	JUL	AUG	SEP	OCT	NOV	DEC	JAN	FEB	MAR	APR	MAY	JUN	22-23 Totals	21-22 Totals
Non-Judicial In - Home Services														
CHS	6	1											7	116
LSF	10	0											10	95
OHU Polk	4	0											4	31
One Hope	3	0											3	35
Total	23	1											24	277
OCS / ICPC Courtesy Supervision														
CHS	0	0											0	0
LSF	0	0											0	0
OHU Polk	0	0											0	0
One Hope	22	0											22	338
Total	22	0											22	338
Reinstatement of Protective Services Supervision (Notice of Hearings)														
CHS	0	0											0	17
LSF	0	0											0	46
OHU Polk	0	0											0	2
One Hope	0	0											0	0
Total	0	0											0	65

Children Entering & Exiting Care

Number of Children Entering and Exiting Out-of-Home Care per Month





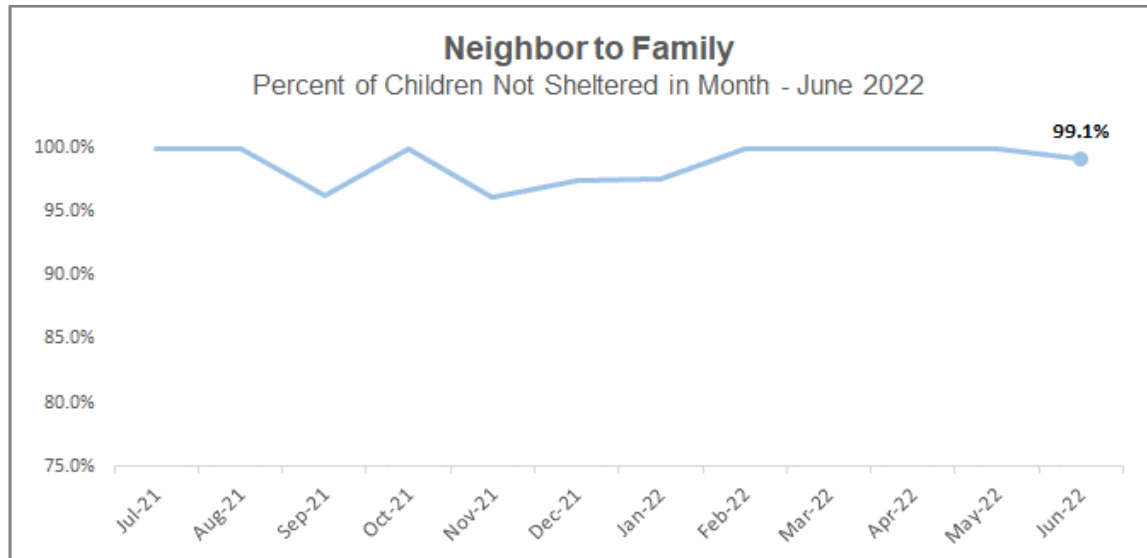
Neighbor to Family – Weekly & Monthly Census

21-22 Fiscal Year to Month - Percentage of Children Not Sheltered: **97.5%**

"You are doing a great job!"

- NTF Parent Satisfaction Survey– Q: What we are doing well?

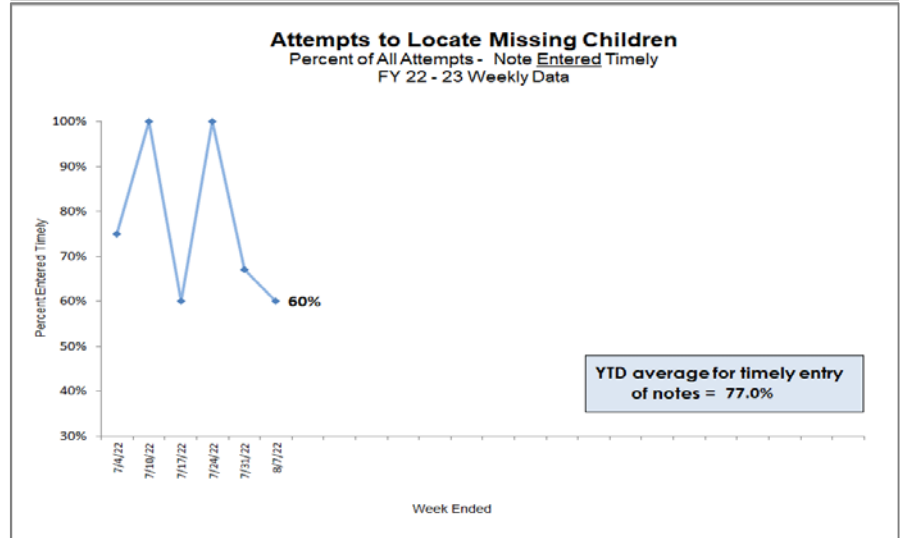
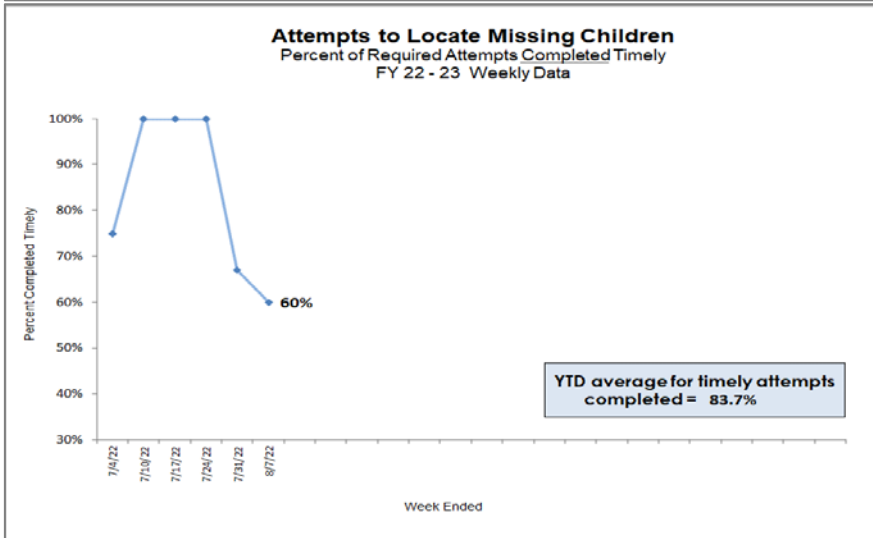
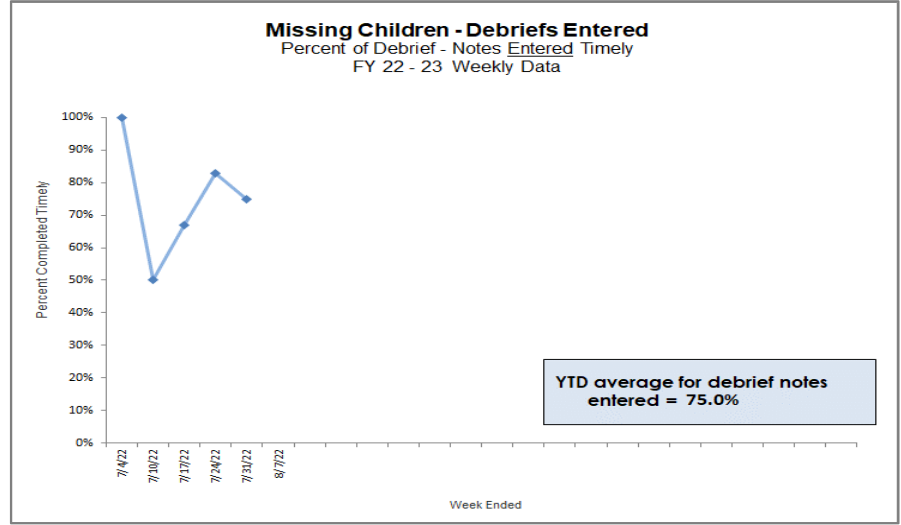
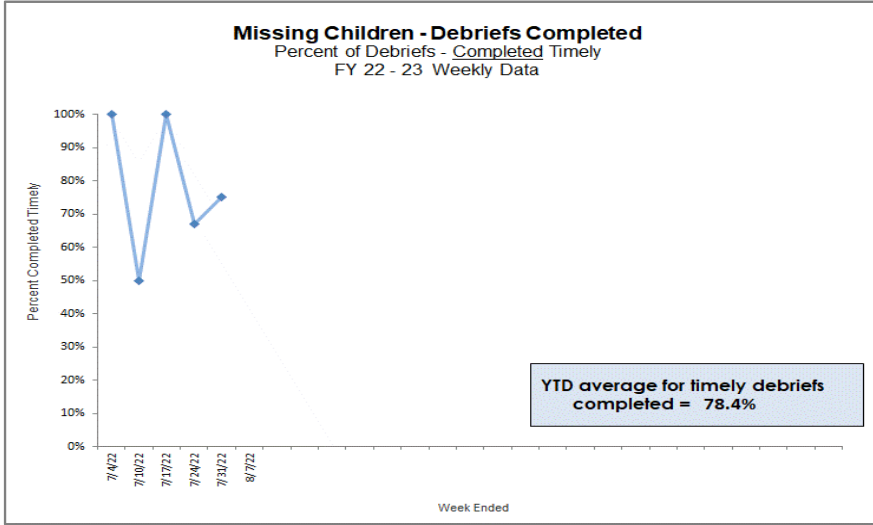
Neighbor To Family - Weekly Census Numbers		
Weekly Data 08/02/22 through 08/08/22		
Referral Type	Number of Families	Number of Children
CPI - Safety Management	1	1
CPI - Family Support	27	56
Specialized - Family Support	9	24
Prevention - Comm. Referral	31	60
Special Conditions Report	5	11
Nurturing Parenting	12	18
NTF - Total Services	85	170



Missing Children

HFC – DCF Circuit 10 Missing Youth Data as of Reporting Date

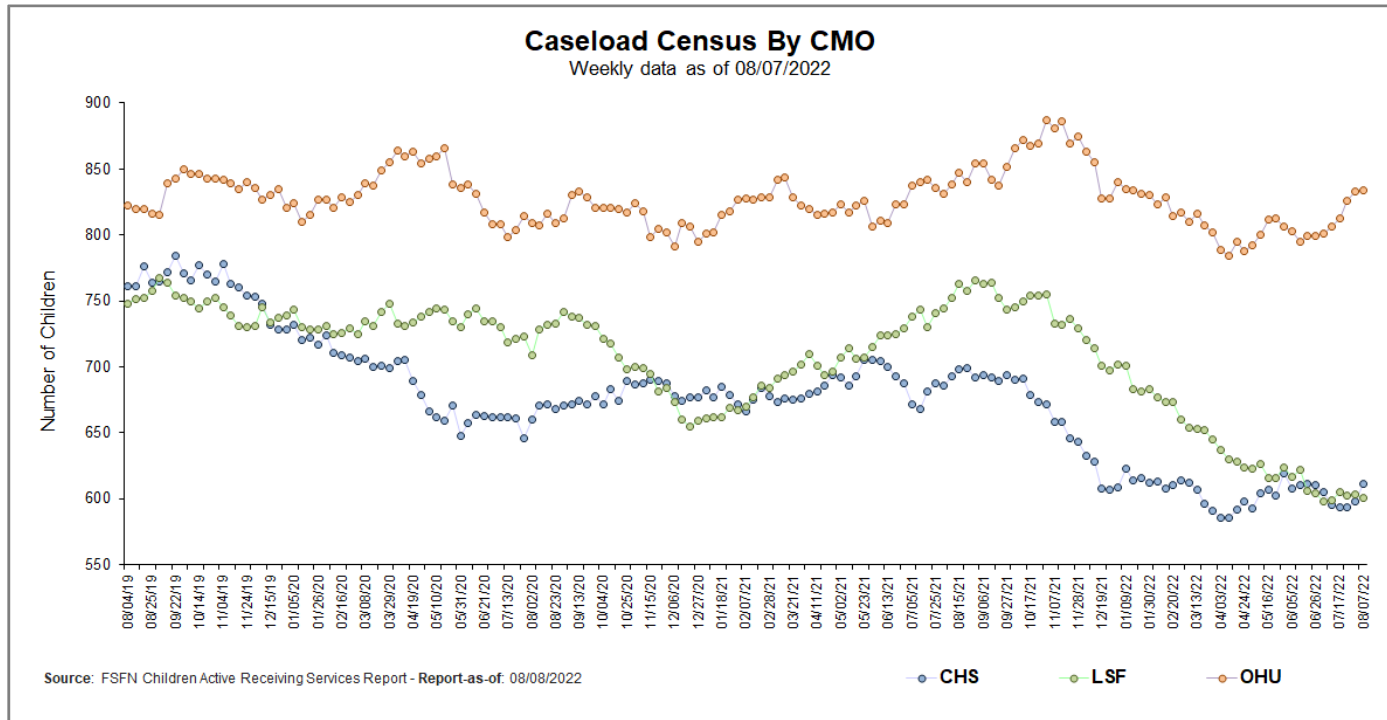
Weekly Data - Week ending 08/07/2022					
	Current Missing	Late Reports	Late ATL	Recoveries	Late Debriefs
CHS	2	0	1	0	0
LSF	4	0	1	0	0
OHU	1	0	0	0	0
CPI	0	0	0	0	0
Total	7	0	2	0	0



Caseload Census Information

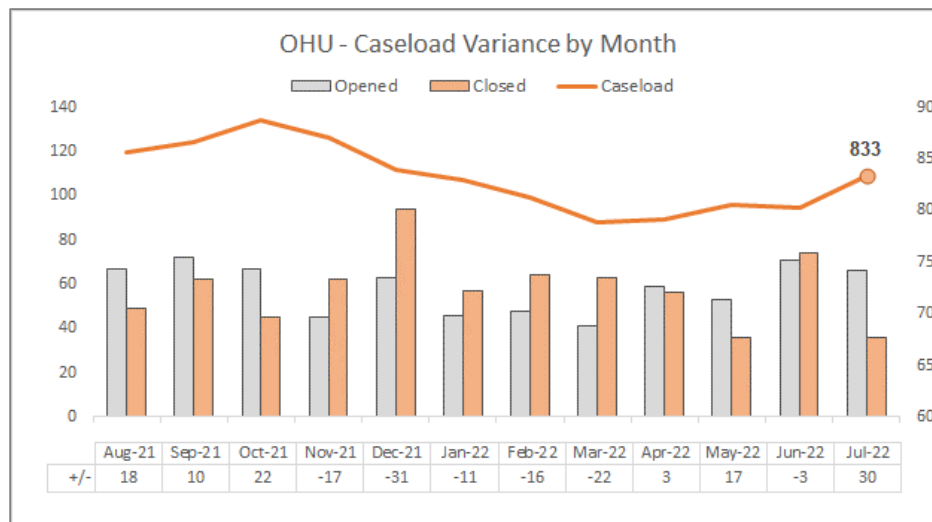
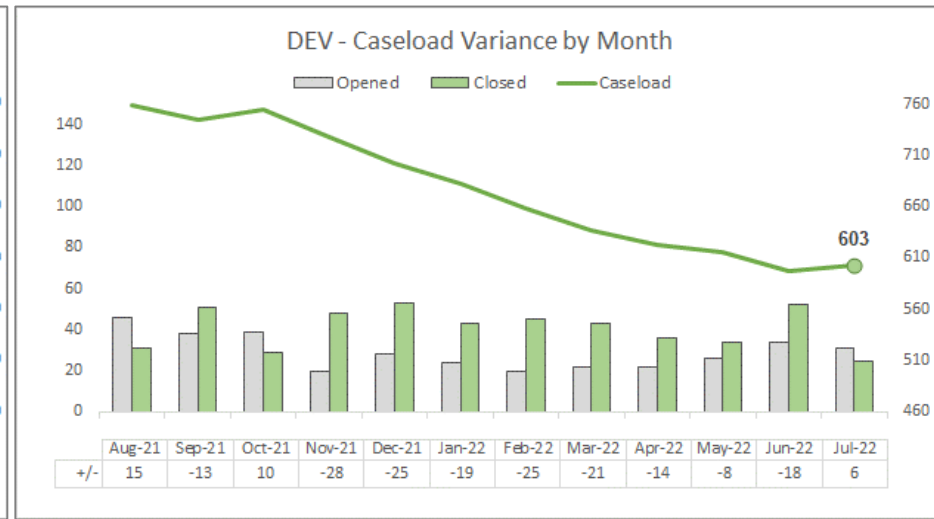
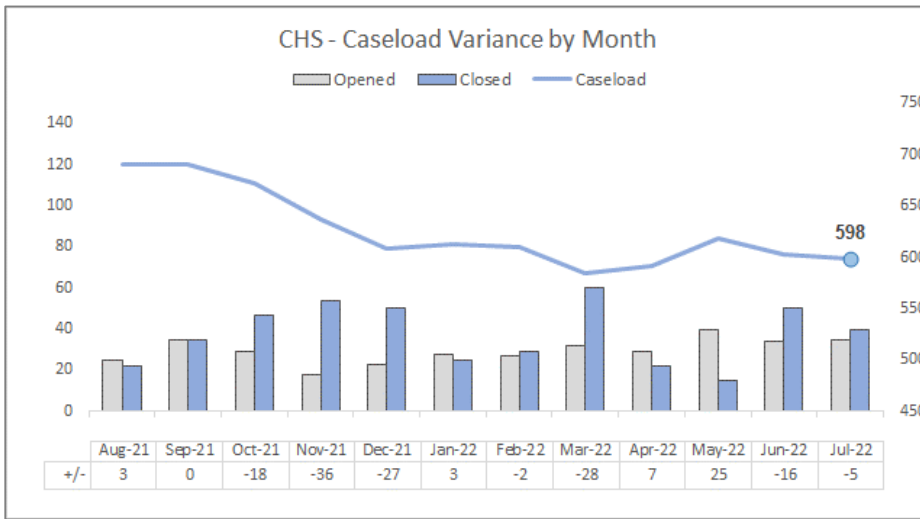
CBC Services Weekly Caseloads By CMO

Number of Children by CMO Last 6 Reporting Periods						
Agency	7/4/2022	7/10/2022	7/17/2022	7/24/2022	7/31/2022	8/7/2022
CHS	605	595	594	594	598	611
LSF	598	599	605	602	603	601
OHU	801	806	813	826	833	834
HFC Total	2004	2000	2012	2022	2034	2046



Caseload Variance by Month

Number of Children Opening -vs- Closing to Services during Month (as of 07/31/22)



Source: FSFN Children Active Receiving Services Report - Report-as-of: 08/01/2022



Caseload Census by Case Manager and Organization

Data as of 08/07/2022

Caseload of 1 - 5 Children		
CMO	Case Workers	#
CHS	Campbell, Elaine	5
OHU	Findley, Angela	5
OHU	Nizamoff, Tori	5
OHU	Pizarro, Frances	3
OHU	Meinke, Danielle	3
OHU	Mendez, Natalie	1

Caseload of 16 - 24 Children		
CMO	Case Workers	#
OHU	Brutus, Marie	24
OHU	Mullis, Felicia	22
LSF	Ramnaugh, Shan	21
LSF	Renfro, Andrew	20
LSF	Nunez, Anthony	19
LSF	Pamphile, Emmanuella	18
OHU	Willix, Amensha	17
OHU	Wall, Tasha	17
OHU	Bailon, Margarita	16
OHU	Reid, Jemima	16
CHS	Dawes, Dominique	16
OHU	Southall, Akeva	16
OHU	Claffey, Alexandra	16

Caseload of 30+ Children		
CMO	Case Workers	#
CHS	Mcphail, Allissa	49
OHU*	Gonzalez, Jesus	49
CHS	Luebke, Nicole	48
OHU*	Washington, Woodrica	48
OHU*	Fuentes, Norma	45
OHU*	Simmons, Shannon	44
CHS	Hiers, Katherine	44
OHU*	Smith, Lorie	43
CHS	Anglin, Latoya	41
CHS	Supanich, Lauren	41
OHU*	Villegas, Anna	41
CHS	Williamson, Abigail	41
CHS	Palmieri, Nicole	40
CHS	Sisk, Sarah	40
CHS	Luskey, Taylor	39
LSF	Boatwright, Tamora	37
CHS	Bain, Claire	37

Caseload of 30+ Children (cont.)		
CMO	Case Workers	#
LSF	Bickel, Sherry	37
LSF	Coleman, Tangela	36
LSF	Pierce, Pamela	36
LSF	Morris, Alundra	34
OHU	Cleveland, Tammy	34
OHU	Kohn, Ludessa	34
LSF	McNulty, Andriea	33
LSF	Louis, Rachele	33
LSF	Lucas, Winola	32
OHU	Bello, Bianca	31
LSF	Lynch, Rodina	31
CHS	Fort, Angela	31
LSF	Lott, Carla	31
OHU	Nettles, Markisha	30
OHU	Mccoy, Ariana	30
OHU	Willis, Markeisha	30

Caseload of 6 - 15 Children		
CMO	Case Workers	#
CHS	Sackey, Rashayla	13
CHS	Austin, Alyana	9
CHS	Cruz, Cheylen	8
CHS	Dean, Elaina	8
CHS	Whiting, Kari	8
CHS	Mcbride, Hannah	8
LSF	Burciaga, Cristina	7
OHU	Daniel, Peyton	7
LSF	Bon-Fiol, Nikol	6
CHS	Saimplice, Sherby	6
LSF	Wilkins, Shequanna	6
LSF	Londono, Reina	6
OHU	Colon, Lisette	6
LSF	Evans, Mikayla	6

Caseload of 25 - 29 Children		
CMO	Case Workers	#
LSF	Davis, Katelyn	29
OHU	Kinney, Deborah	29
LSF	Bannon, Clervia	29
OHU	Violette, Patricia	29
OHU	Johnson, Randi	29
LSF	Cruz, Veronica	29
LSF	Willingham, Jadashia	27
OHU	Santos, Frances	27

Unit Supervisors Carrying Cases		
CMO	Case Workers	#
OHU	Followell, Amanda	18
CHS	Mccaleb, Phalan	18
CHS	Cortes, Jennifer	11
OHU	Shackleford, India	9
OHU	Newton, Kimberly	7
CHS	Owens, Sheltonya	6
OHU	Lopes, Alannah	3
OHU	Beach-Solmo, Amber	2
LSF	O'Connor, Michelle	1

Transition Age Youth - Young Adults		
CMO	Case Workers	#
LSF	Peralta, Joshua	21
OHU	Vazquez, Roger	21
CHS	Nieves, Carlos	19
CHS	Humber, John	12
OHU	Sandbrook, Mary	4

Adoption Specialist (Non-ICPC Cases)		
CMO	Case Workers	#
OHU	Mendez, Natalie	23
LSF	Collins, Sara	8
LSF	Hampton, Sharday	5

FTC Facilitators Carrying Cases		
CMO	Case Workers	#
CHS	Denmark, Sandi	7
CHS	Mills, Clyatt	6
LSF	Porter, Ineisha	3

All CHS case managers are supported by Case-Aim support. On average a Case-Aim supported case compares to 1.33 regular cases (i.e., 20 cases with Case-Aim approx. equals 15 cases without Case-Aim support).

*These OHU case managers contain caseloads that are over 60% OCS cases. On average an OCS case compares to 1.54 regular cases (i.e., 20 OCS cases approx. equals 13 regular cases).



Caseload Census Information

Case Manager Caseload Breakdown by Agency – Data as of 08/07/2022

Count of Case Managers Within a Caseload Range							
CMO	1-5 Children in Caseload	6-15 Children in Caseload	16-24 Children in Caseload	25-29 Children in Caseload	30+ Children in Caseload	Total Case Managers*	Avg # of Children per CM
CHS	1	7	1	0	11	20	30.6
LSF	0	5	3	4	10	22	27.3
OHU	5	2	8	4	12	31	26.9
# of CMs	6	14	12	8	33	73	28.0

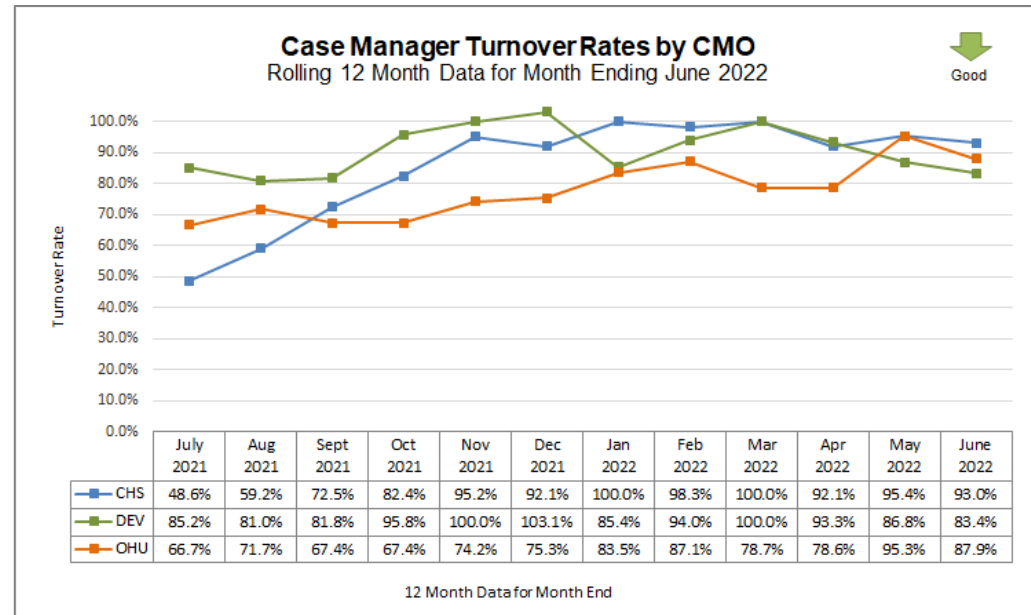
Percent of Case Managers That Are at or Under the National Caseload Standard of 15			
CMO	# Case Managers	# with Caseload at 15 or lower	Percent at 15 or lower
CHS	20	8	40.0%
LSF	22	5	22.7%
OHU	31	7	22.6%
HFC	73	20	27.4%

* Data Excludes Unit Supervisors, Non-ICPC Adoption, FTC Facilitators, IL CMs & Resigned CMs Count

Case Management Organization Turnover

12 Month Case Manager Turnover Rates by Agency

Employee Turnover Rates By CMO 12 Month Data for Month Ended June 2022		
CMO	Case Manager	Case Manager Supervisor
CHS	93.0%	70.6%
DEV	83.4%	38.1%
OHU	87.9%	80.0%



Healthcare Information

Data Entered Into FSFN for Children in Out-of-Home Care

Health Information in FSFN for Children in OHC as of 08/07/22						
Agency	# of Children in OHC	% With a Medical Record in FSFN	% With Medical Service in last 12 Months	% With Dental Service in Last 7 months	% with Immunizations Up to Date	Overall Performance
CHS	424	100.0%	98.1%	95.3%	97.6%	97.0%
LSF	423	100.0%	97.2%	86.1%	97.2%	93.5%
OHU	392	100.0%	96.7%	91.0%	95.9%	94.5%
HFC	1239	100.0%	97.3%	90.7%	96.9%	95.0%

Source: FSFN report "Healthcare Service Information for Children in Out-of-home Care Daily Listing - OCWDRU"




Health Information in FSFN as of 08/07/22				
Agency	# of Missing Medical Records	# of Medical Appointments Needing Update	# of Dental Appointments Needing Update	# of Immunization Needing Update
CHS	0	8	12	10
LSF	0	12	38	12
OHU	0	13	22	16
Total	0	33	72	38


Source: "Healthcare Service Information for OHC - Daily Listing - OCWDRU"

Scorecard Measures 9 & 10 - Children Receiving Healthcare Services

SM 9 - Percent of children in out-of-home care who have received medical services in the last 12 months – Target = 95.0%

SM 10 - Percent of children in out-of-home care who have received dental services in the last 7 months – Target = 95.0%

Scorecard Measure #9 - 09/30/22 (snapshot) Children Receiving Medical Services Within Last 12 Mths FY 22-23 - 1st Qtr as of 08/07/22			
Agency	Appointment within last 12 mths	Total Children out-of-home care	Percent Medical Services Received
CHS	416	424	98.1% 
LSF	411	423	97.2% 
OHU	379	392	96.7% 
Total	1206	1239	97.3%

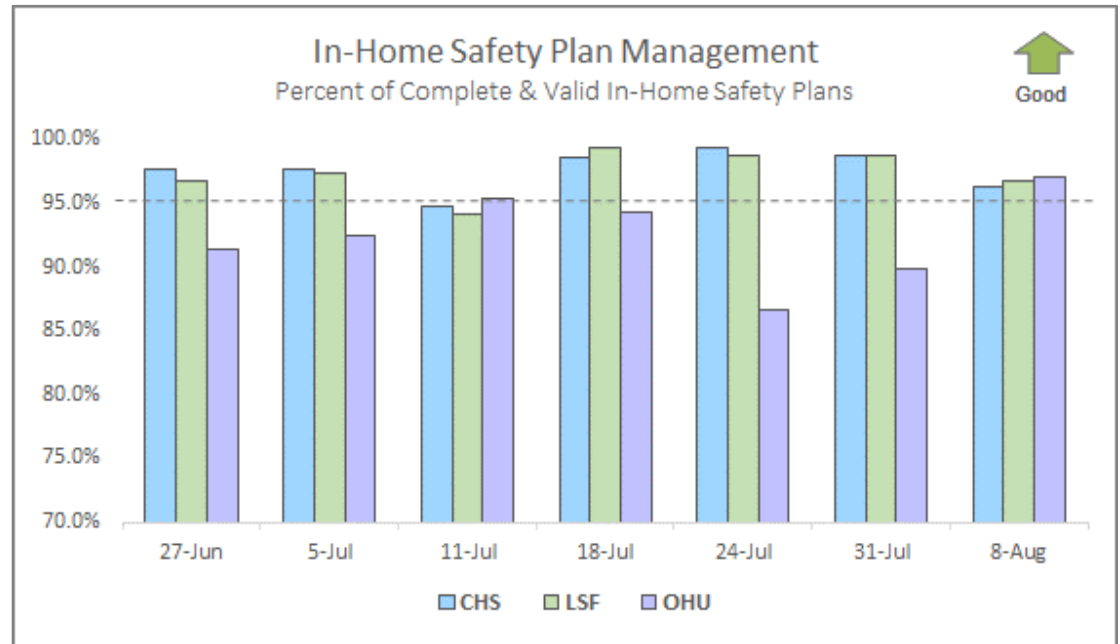
Scorecard Measure #10 - 09/30/22 (snapshot) Children Receiving Dental Services Within Last 7 Mths FY 22-23 - 1st Qtr as of 08/07/22			
Agency	Appointment within last 7 mths	Total Children out-of-home care	Percent Dental Services Received
CHS	244	256	95.3% 
LSF	236	274	86.1%
OHU	222	244	91.0%
Total	702	774	90.7%



In-Home Safety Plan Management

Percent of Completed In-Home Safety Plans under 180 Effective Days – Target: **95.0%**

In-Home Safety Plan Management				
Percent of <u>Completed</u> In-Home Safety Plans under 180 <u>Effective</u> Days				
Agency	No -or- Expired Safety Plans	Complete & Valid Safety Plans	Total Required Safety Plans	Percentage Complete
CHS	6	156	162	96.3% ★
LSF	5	148	153	96.7% ★
OHU	4	131	135	97.0% ★
HFC Total*	15	435	450	96.67%



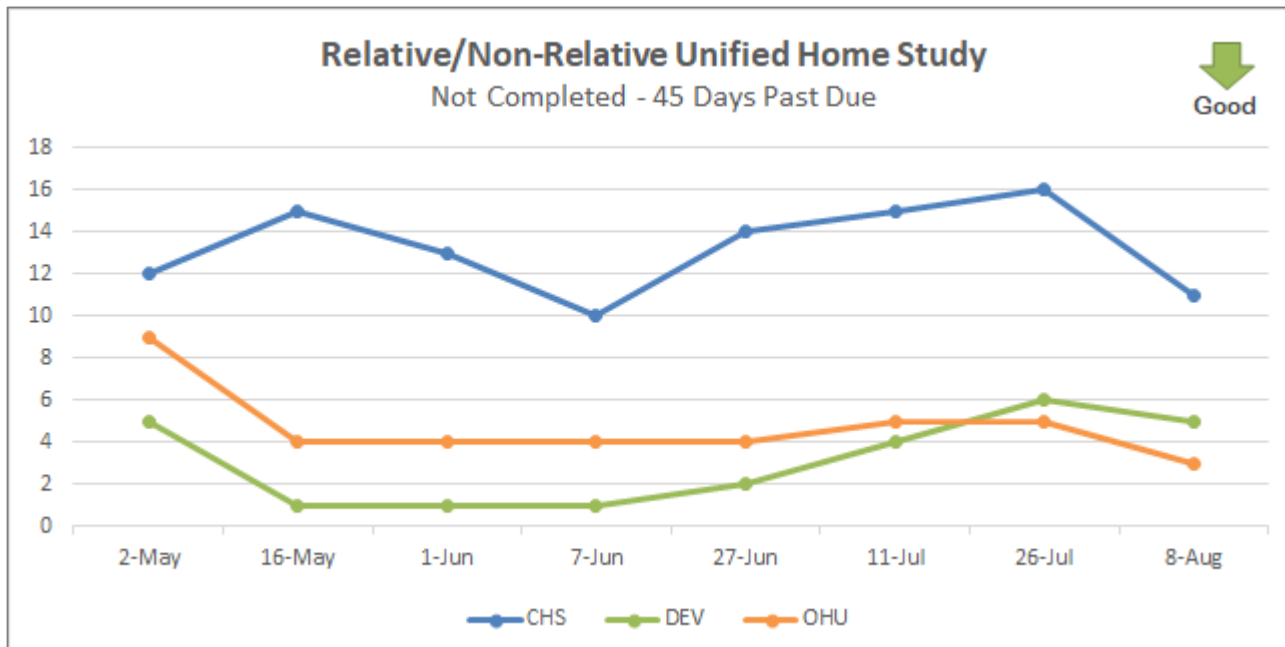
Source: FSN Report "Case Management Safety Management Listing", Report-as-of: 08/08/22



Unified Home Studies – Approval Status

Cases with a Pending or No UHS – 45+ Days Past Due; **Data-as-of:** 08/08/22

Relative / Non-Relative Unified Home Study Approval Status			
45 Days since Case Transfer - Past Due			
Agency	# of UHS	Status - Pending	Status - No UHS
CHS	11	6	5
LSF	5	2	3
OHU	3	1	2
Total	19	9	10



Data Exceptions: Placements

Placement Exceptions by Number of Weeks on List Data-as-of: 08/08/22				
Agency	Greater than 2 weeks	1 - 2 weeks	Less than 1 week	Grand Total
CHS			4	4
LSF				0
OHU				0
CPI		6	13	19
NTF			2	2
SCARF				0
Total	0	6	19	25

Placement Exceptions Totaled By Agency Last 6 Reporting Periods						
Agency	7/4/2022	7/10/2022	7/17/2022	7/21/2022	7/31/2022	8/8/2022
CHS	0	1	0	0	2	4
LSF	0	0	0	0	0	0
OHU	1	1	1	0	0	0
CPI	16	16	22	26	8	19
NTF	0	1	0	0	5	2
SCARF	1	0	0	0	0	0
Total	18	19	23	26	15	25

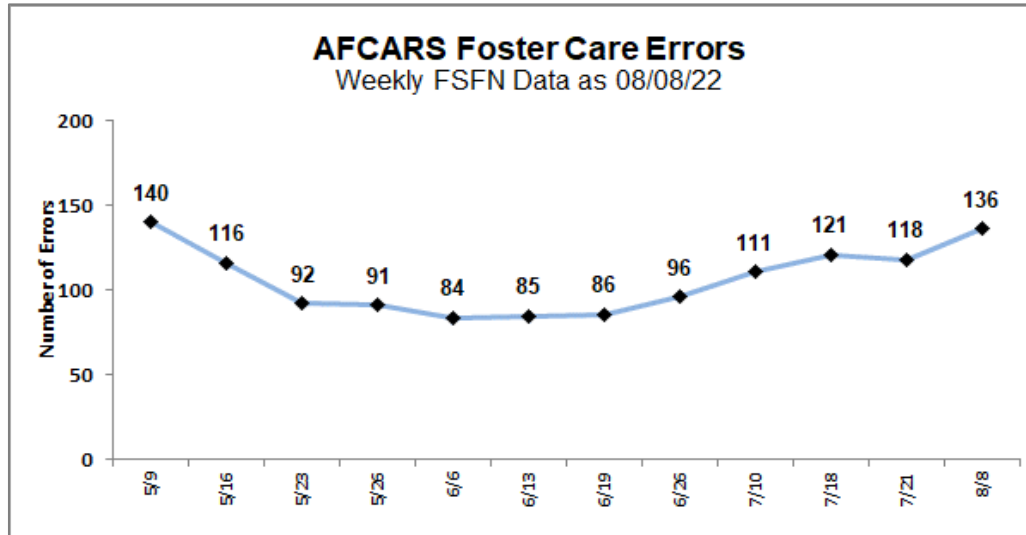
Child Placement Agreement – Current Errors

Child Placement Agreement Errors Data as of 08/08/2022					
Agency	New CPA Needed	Need to Upload Signed Agreement	Need Supervisor Approval	Need to Close CPA	Total
CHS		1	1	1	3
LSF	4	6	5		15
OHU		4			4
Total	4	11	6	1	22



Data Exceptions: AFCARS

Data for Reporting Period: 04/01/22 – 09/30/22



AFCARS Foster Care Report							
Agency	Child Info	Provider	Legal	Mother Married	Transition Errors	Cannot Correct	Total
CHS			33		25	4	62
LSF			5		31		36
OHU		2	4		25	4	35
CPI	2	1					3
Total	2	3	42	0	81	8	136

Source : FSN AFCARS Foster Error Report & OCWRDU Rpt-as-of: 08/09/22



Family Functioning Assessment – Methodology Cases

Timeliness of FFA “Approval” on Methodology Cases, Data-as-of: 08/07/22

FFA-Ongoing Approval & Case Transfer Staffing Date Clean-up Report Compliance tracking for cases entering care with a methodology requirement				
Agency	Not Approved (30+ days)	New Child CTS (w/ active Approval)	New FFA-O Needed (w/ prior Approval)	Incorrect Approval (w/ active Approval)
CHS			2	
LSF			1	
OHU		1	5	
HFC TOTAL	0	1	8	0

CMO Contract Measure 11 – 1st Quarter

Percent of Active Methodology Cases with an Approved FFA-O Data as of 08/07/22				
Agency	Not Approved	Approved	Grand Total	Percent Approved
CHS	13	304	317	95.9%
LSF	13	301	314	95.9%
OHU	11	248	259	95.8%
HFC Total	37	853	890	95.8%

Percentage of Family Functioning Assessments Approved within 30 days of Case Transfer Staffing 1st Quarter-to-Date as of 08/07/22			
Agency	Timely (< 30 Days)	FFA Approvals (1st Qtr)	Completed Timely
CHS	16	17	94.1%
LSF	19	20	95.0% ★
OHU	10	12	83.3%
HFC TOTAL	45	49	91.8%

FY 22-23 Target = 95% or higher



AWARENESS FOR AUGUST

August – National Immunization Awareness Month

10th – Polk, Highlands, Hardee County Schools start

HEALTH RESOURCES

COVID-19 Info

It's now possible to order four (4) free at-home COVID-19 tests that are being made available by the federal government. Every household in the U.S. is eligible to order four (4) tests.

[COVIDTests.gov](https://www.cdc.gov/covid19/testing/)

For more COVID information specific to Florida, go to [floridahealthcovid19.gov](https://www.floridahealth.gov/covid-19/)

Call Center is available 24/7
(866) 779-6121 or email
COVID-19@flhealth.gov.

For more vaccine information go to
<https://www.floridahealth.gov/covid-19/vaccines-in-florida/>

SAFETY RESOURCES

Internet Safety and Tips

NetSmartz Home
[missingkids.org](https://www.net-smartz.org/home/)

Safe Sleep
https://www.ounce.org/safe_sleep.html

Swim Safety Tips
[mcusercontent.com](https://www.mcusercontent.com)

COMMUNITY RESOURCES

Housing and Utility Assistance

www.ourflorida.com

OUR Florida provides renters who qualify with relief on unpaid bills.

- Do you rent your home?
- Did you lose your job or wages due to COVID-19?
- Are you behind on your rent or facing eviction?
- Did you receive a shutoff notice from your utility?

YOU MAY BE ELIGIBLE FOR HELP WITH RENT AND UTILITIES BILLS.

United Way's 211

Call 211

Getting free confidential help for needs such as food, housing, employment, utilities, mental health and much more is just a text, call, or click away.

Echo Ministries

Help provide tangible needs to children in foster, adoptive, relative and non-relative care.

To Donate: ECHO Distribution Center every Wednesday between 9am to noon at 3625 Century Blvd Unit 1A, Lakeland, FL.

[ECHO Ministries Florida- Foster Care Ministry- Central FL & Beyond](https://www.ourflorida.com)

Find Help (Previously Aunt Bertha)

<https://www.findhelp.org/>

Find local resources for food, health, housing, employment programs & other community resources in seconds.

Circuit 10 Children's Mental & Behavioral Health Resources

<https://sites.google.com/view/floridac10/mhbhresources/home>

On this site you will find:

- o Heartland for Children's Parent Portal
- o MyFloridaMyFamily Community Services
- o Florida Mobile Response Team- 24/7 Crisis Assistance
- o Florida Statewide Medicaid Managed Care
- o Florida Association of Christian Child Caring Agencies
- o Florida Network Short-term Residential Programs
- o Center for Autism Related Disabilities (CARD)
- o National Alliance on Mental Illness
- o Post Adoption Support
- o Zebra Coalition
- o Central FL Behavioral Health Network
- o Hope Florida – A Pathway to Prosperity

Food Distribution Schedule

Polk, Highlands and Hardee Counties

Food Distribution Sites

<https://uwcf.org/initiatives/endlunger/schedule/>

HFC Guide to Summer Break in Polk, Highlands and Hardee Counties

<https://www.heartlandforchildren.org/community/blog/post/561/breakguide>

Healthy Families Florida

Family support and coaching program that helps parents provide the safe and stable environments children need for healthy growth and development.

[Healthy Families Florida - Find a Local Project \(healthyfamiliesfla.org\)](https://www.healthyfamiliesfla.org)

2022 BACK TO SCHOOL BASHES

<https://www.heartlandforchildren.org/community/blog/post/579/backtoschool2022>

HFC EVENTS

Rudolph Round-Up in July!

- Host a toy drive
- Make a Monetary Donation
- Purchase from Rudolph Toy Registry
<https://www.heartlandforchildren.org/rudolph>

HFC's "Let's Talk About it" Podcast where we provide education and resources for family matters in Polk, Highlands and Hardee Counties
[Apple Podcasts / Anchor / Spotify / YouTube](https://www.heartlandforchildren.org/podcast/)



POLK COUNTY**T.A.S.S.E.I Project**

Polk County Public School
Social Work Services
(863) 298-5619
tassel@polk-fl.net

Family Fundamentals**INFANT MASSAGE**

Every third Tuesday at 2:00pm
109 N. Kentucky Ave, 3rd Fl
Lakeland, FL 33801
More information:
www.UWCF.org

Family Fundamentals**Supervised Visitation**

109 North Kentucky Avenue, 3rd FL
Lakeland, FL 33801
More information:
Contact Visitation Coordinator
Monica Holley-Workman 863-686-1221 x224

HIGHLANDS COUNTY**Champion for Children**

Provides child abuse and neglect prevention
programs and early-intervention services to
children and families in Highlands County.

419 East Center Avenue
Sebring, FL 33870
Office: (863) 382-2905

<https://www.championforchildren.org/>

**Hope for Highlands Annual Community Outreach
Event**

This event will have speakers who share on
trauma related topics, information about Hope
for Highlands, how to get involved, and how to
help make a positive change in Highlands
County

Date: Wednesday, Aug 31st
Time: 9AM to 12PM
Held at: Circle Theatre
202 Circle Park Drive
Sebring, FL
Cost: Free

<https://www.championforchildren.org/>

HARDEE COUNTY**Hardee Help Center**

A Christ-centered community service
organization bringing hope & healing to Hardee
County families in difficult
seasons of life.

713 E Bay Street Wauchula, FL 33873
info@hardeehelpcenter.com
Tel: 863-773-0034

Cupcakes with Copz

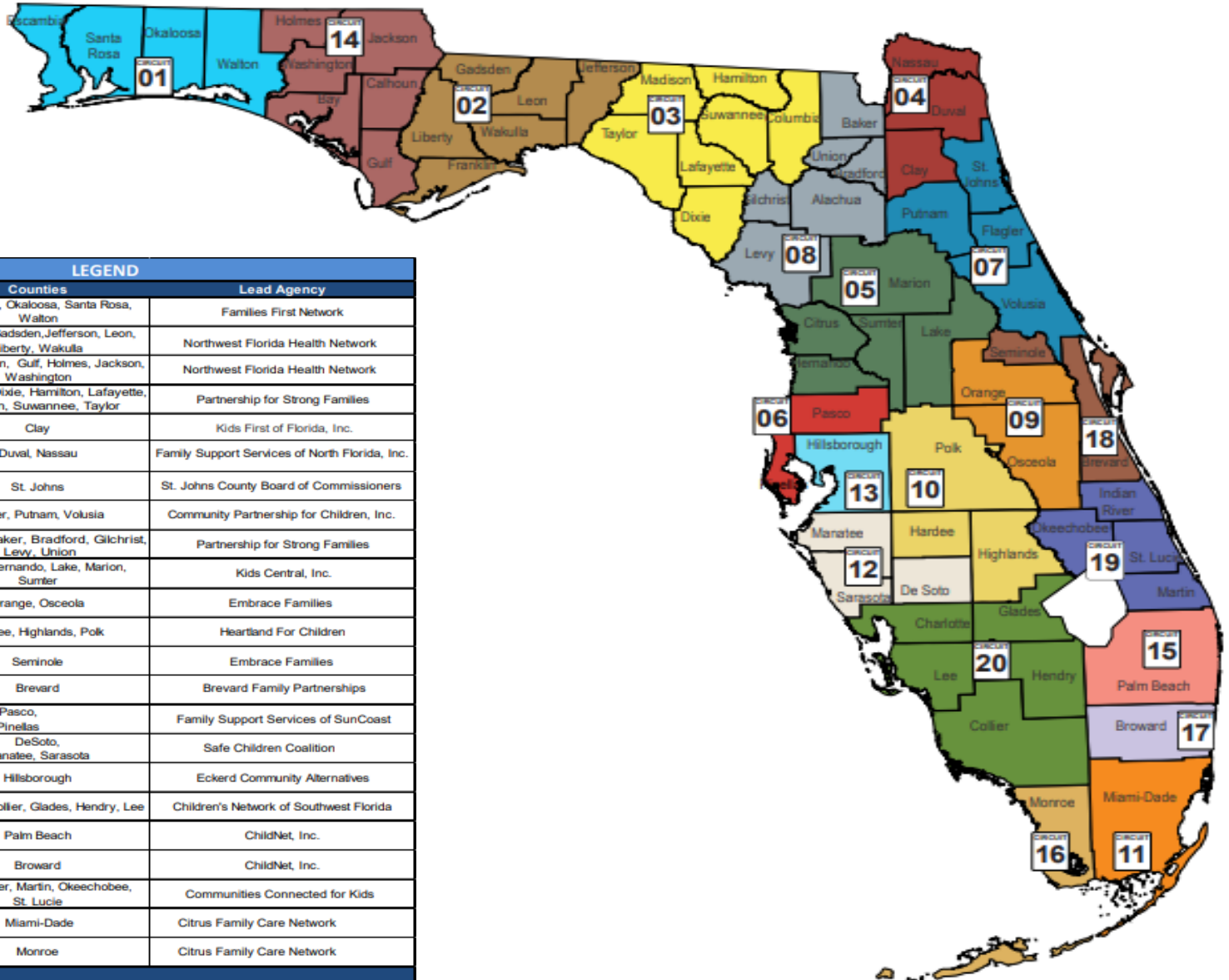
Calling all Superheroes! This is an educational
event for all children, covering different safety
topics. This month is "Be a hero, Be drug zero".
Each child will receive a cupcake and drink.

Date: Friday, August 19, 2022
Time: 5:30pm – 6:30pm
Location: The Centanino Center
610 West Main Street
Bowling Green, FL 33834

For additional resources and county events,
check out our most recent Parent's Corner Newsletter.

**SCAN
ME**

Community Based Care Lead Agency Map



LEGEND			
Circuit	Region	Counties	Lead Agency
1	Northwest	Escambia, Okaloosa, Santa Rosa, Walton	Families First Network
2		Franklin, Gadsden, Jefferson, Leon, Liberty, Wakulla	Northwest Florida Health Network
14		Bay, Calhoun, Gulf, Holmes, Jackson, Washington	Northwest Florida Health Network
3	Northeast	Columbia, Dixie, Hamilton, Lafayette, Madison, Suwannee, Taylor	Partnership for Strong Families
4		Clay	Kids First of Florida, Inc.
4		Duval, Nassau	Family Support Services of North Florida, Inc.
7		St. Johns	St. Johns County Board of Commissioners
7		Flagler, Putnam, Volusia	Community Partnership for Children, Inc.
8	Central	Alachua, Baker, Bradford, Gilchrist, Levy, Union	Partnership for Strong Families
5		Citrus, Hernando, Lake, Marion, Sumter	Kids Central, Inc.
9		Orange, Osceola	Embrace Families
10		Hardee, Highlands, Polk	Heartland For Children
18		Seminole	Embrace Families
18		Brevard	Brevard Family Partnerships
6	SunCoast	Pasco, Pinellas	Family Support Services of SunCoast
12		DeSoto, Manatee, Sarasota	Safe Children Coalition
13		Hillsborough	Eckerd Community Alternatives
20		Charlotte, Collier, Glades, Hendry, Lee	Children's Network of Southwest Florida
15	Southeast	Palm Beach	ChildNet, Inc.
17		Broward	ChildNet, Inc.
19		Indian River, Martin, Okeechobee, St. Lucie	Communities Connected for Kids
11	Southern	Miami-Dade	Citrus Family Care Network
16		Monroe	Citrus Family Care Network