



Community Based Care: Hardee, Highlands & Polk Counties

**CBC Performance and Quality Improvement Meeting**  
Data for Week Ended Sunday, May 16, 2021

No Meeting This Week



# Community Based Care Lead Agency Scorecard

## FY 20-21, 3rd Quarter: January 01, 2021 to March 31, 2021

CBC Lead Agency Scorecard Performance Table	Safety				Permanency				Well-Being			
	Measures	1. Rate of Abuse per 100,000 days while in foster care.	2. Percent of children who are not neglected or abused during in-home services.	3. Children who are not neglected or abused after closure of services.	4. Children under supervision who are seen every 30 days.	5. Children exiting foster care to a permanent home within 12 months of entering care.	6. Children achieving permanency in 12 months for children in foster care 12 to 23 months.	7. Children who do not re-enter foster care within 12 months of moving to a permanent home.	8. Children's placement moves per 1,000 days in foster care.	9. Children in out-of-home care who have received medical services in the last 12 months.	10. Children in out-of-home care who received dental services within the last 7 months.	11. Young adults in foster care at age 18 that have completed or are enrolled in secondary education.
Standard	8.5	95.0%	95.0%	99.5%	40.5%	43.6%	91.7%	4.12	95.0%	95.0%	80.0%	65.0%
Reporting Period	01/01/20 - 12/31/20	01/01/20 - 12/31/20	01/01/20 - 12/31/20	04/01/20 to 03/31/21	04/01/19 to 03/31/20	04/01/20	04/01/18 to 03/31/19	04/01/20 to 03/31/21	03/31/21	03/31/21	04/01/20 to 03/31/21	03/31/21
Brevard Family Partnership	8.25	95.2%	96.6%	99.9%	32.6%	49.7%	82.0%	2.61	98.0%	89.3%	85.7%	69.5%
ChildNet - Broward	6.65	95.6%	97.9%	99.7%	34.6%	51.2%	91.7%	3.27	98.1%	94.6%	93.9%	69.5%
ChildNet - Palm Beach	6.45	96.1%	98.1%	99.4%	42.8%	53.3%	86.0%	2.83	97.4%	94.0%	96.3%	64.7%
Children's Network of SW Florida	8.07	96.0%	96.8%	99.9%	41.1%	60.0%	89.7%	2.83	98.1%	96.2%	92.1%	64.2%
Citrus Health Network	7.06	96.7%	98.3%	99.7%	34.9%	48.7%	89.2%	3.28	97.4%	93.8%	89.0%	60.0%
Communities Connected for Kids	6.43	96.9%	95.3%	99.7%	40.9%	46.3%	85.3%	2.96	99.4%	95.2%	89.4%	61.4%
Community Partnership for Childr.	6.09	94.7%	95.9%	99.0%	28.2%	40.6%	88.2%	2.45	89.7%	69.2%	85.1%	65.2%
Eckerd Community Alternatives	6.72	93.8%	94.2%	99.7%	27.0%	48.1%	87.7%	5.32	96.6%	85.7%	91.8%	61.3%
Eckerd Community Hillsborough	5.07	95.1%	95.9%	99.5%	28.4%	41.3%	89.8%	4.37	95.9%	72.1%	81.9%	60.4%
Embrace Families	6.85	95.7%	97.0%	99.2%	36.8%	48.2%	95.0%	3.41	94.9%	83.6%	90.5%	66.4%
Families First Network	7.84	94.8%	96.7%	99.5%	28.8%	44.1%	89.0%	3.62	96.4%	87.7%	90.2%	62.3%
Family Integrity Program	6.28	96.7%	94.6%	99.9%	39.2%	71.1%	85.5%	2.95	98.7%	90.4%	100.0%	77.2%
Family Support Services North Fla	7.37	95.0%	95.5%	99.7%	40.1%	67.3%	88.8%	3.26	96.9%	92.4%	93.1%	61.2%
<b>Heartland For Children</b>	<b>7.20</b>	<b>96.2%</b>	<b>96.9%</b>	<b>99.9%</b>	<b>33.5%</b>	<b>53.9%</b>	<b>86.0%</b>	<b>2.63</b>	<b>98.4%</b>	<b>95.9%</b>	<b>86.4%</b>	<b>61.9%</b>
Kids Central, Inc.	5.30	93.8%	97.4%	99.7%	38.2%	43.1%	92.4%	4.21	97.7%	89.6%	83.6%	72.5%
Kids First of Florida, Inc.	7.62	96.4%	93.6%	98.0%	31.8%	47.4%	95.8%	2.8	93.2%	53.3%	70.0%	70.5%
Northwest Florida Health Network	5.13	96.6%	95.9%	99.3%	27.6%	50.3%	86.9%	2.95	96.0%	91.1%	86.9%	65.8%
Partnership for Strong Families	3.02	96.2%	97.4%	99.7%	33.4%	55.0%	89.9%	3.91	95.4%	82.2%	81.8%	60.7%
Safe Children Coalition	7.12	96.4%	95.9%	99.6%	32.9%	48.9%	90.9%	3.86	96.6%	88.6%	78.3%	66.1%
<b>Statewide</b>	<b>6.51</b>	<b>95.4%</b>	<b>96.3%</b>	<b>99.4%</b>	<b>34.3%</b>	<b>48.9%</b>	<b>89.2%</b>	<b>3.56</b>	<b>95.6%</b>	<b>86.4%</b>	<b>88.1%</b>	<b>64.6%</b>
Red Zone	8.85	92.9%	92.9%	98.9%	36.3%	39.2%	90.8%	4.54	89.9%	89.9%	69.9%	60.0%



## Scorecard Measure 4 – Children Seen Every Thirty Days

SM04 - Percent of children under supervision who are required to be seen every 30 days – Target = 99.5%

<b>Scorecard Measure #4 - Children Under Supervision Seen Who Are Seen Every Thirty Days</b>		
<b>Supervision between 05/01/21 - 05/31/21</b>		
<b>Agency</b>	<b># of Children <u>Not</u> seen in 30 days</b>	<b>% of Children seen timely</b>
CHS	<b>9</b>	99.65%
DEV	<b>25</b>	99.00%
OHU	<b>12</b>	99.41%
<b>Total</b>	<b>46</b>	<b>99.36%</b>
<i>Source: "Children Under Supervision Who Are Seen Every Thirty Days - Report #1144" Data-as-of: 05/16/21</i>		

**Attention:** Due to a recently discovered issue, some FSFN reports are not capturing data entered on **05/10/21**. This issue has been sent to the DCF – Direct Reporting Unit and a ticket was created. Therefore, some data represented on this slide may not be accurate.

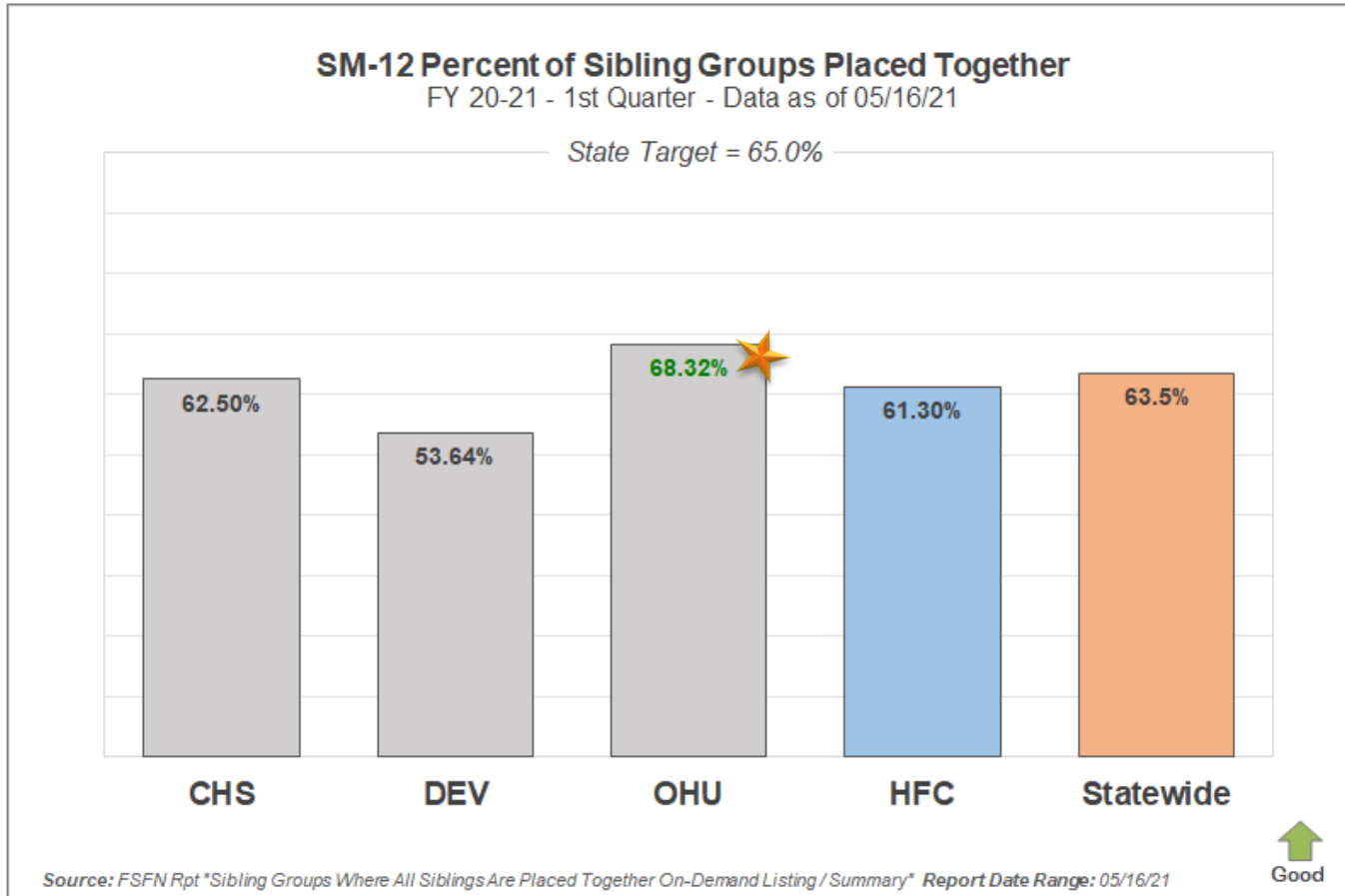


## Scorecard Measure 12 – Separated Siblings

SM12 - Percentage of siblings groups in out-of-home care where all siblings are placed together – Target = 65.0%

SM12 - Percent of Sibling Groups Placed Together			
Agency	Number of Cases w/ Siblings Together	Total Cases Sibling Groups	Percent of Siblings Placed Together
CHS	70	112	62.50%
DEV	59	110	53.64%
OHU	69	101	68.32%
HFC	198	323	61.30%

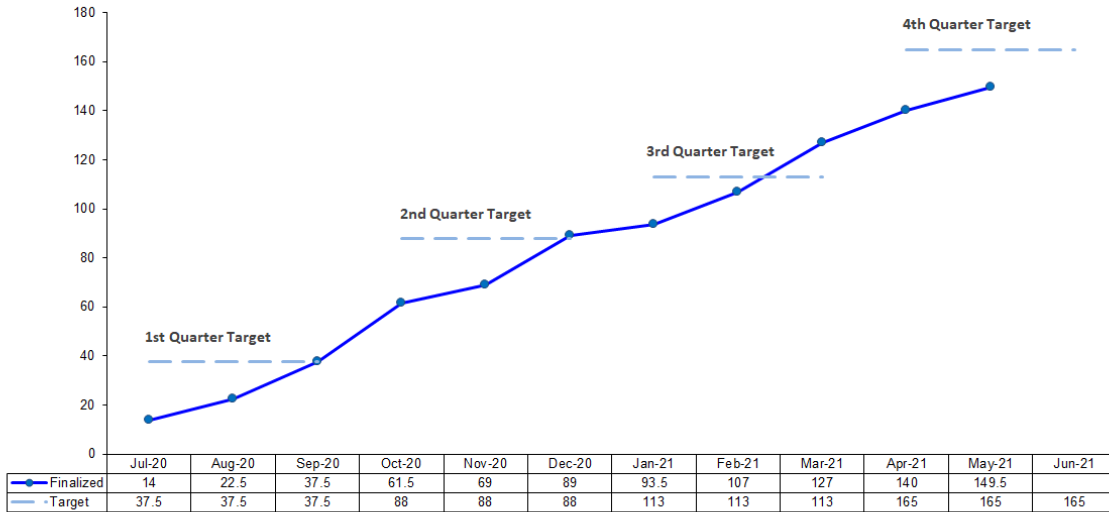
Number of sibling groups to Achieve SM12 Target – 13 Sibling Groups



# Adoption Finalizations

Percent of Adoptions Finalized with 24 Months of Removal & Percent of Adoption Goal Met

## Heartland for Children - DCF Circuit 10 Adoption Finalizations for FY 20-21



Source: HFC Adoption Database; Data-as-of: May 17, 2021

FY 20-21 Target = 165

### Upcoming Finalization Dates

May 19, 2021  
June 09, 2021

### DCF ADOPTION COHORT CHANGE

The current data reflects the adjusted adoptive credits as of 1/1/2021

The primary CBC will now split the adoption credit with the Out-of-County CBC effective July 1, 2020

### Adoption Finalizations FY 20-21 - 4th Quarter as of 05/17/21

CMO	Subsidy Files Submitted	Finalized Adoptions	Quarter Target	Quarter Target Met
CHS	1	4.5	21	21.4%
DEV	4	13	13.5	96.3%
OHU	3	4	3.5	Achieved
<b>Total</b>	<b>8</b>	<b>21.5</b>	<b>38</b>	<b>56.6%</b>

### Adoption Finalizations

Total Fiscal Year-to-Date

Total Finalized	HFC Target	% Met	% w/in 24 Mths
149.5	165	90.6%	29.0%



# Children's Legal Services- Shelter Report

CLS Weekly Shelter Report FY 2020-21 as of May 03, 2021

## CLS WEEKLY SHELTER REPORT - FY 2020-2021

	JUL	AUG	SEP	OCT	NOV	DEC	JAN	FEB	MAR	APR	MAY	JUN	20/21 Totals
<b># of Shelter Hearings</b>													
Polk	44	17	25	34	11	27	38	26	26	22			270
Highlands	6	3	3	1	6	3	3	3	6	3			37
Hardee	0	1	1	0	1	0	2	0	1	1			7
<b>Total</b>	<b>50</b>	<b>21</b>	<b>29</b>	<b>35</b>	<b>18</b>	<b>30</b>	<b>43</b>	<b>29</b>	<b>33</b>	<b>26</b>			<b>314</b>
<b># Children Removed</b>													
Polk	75	25	38	54	27	48	65	39	49	34			454
Highlands	9	6	3	4	21	5	7	5	17	7			84
Hardee	0	1	3	0	1	0	4	0	3	1			13
<b>Total</b>	<b>84</b>	<b>32</b>	<b>44</b>	<b>58</b>	<b>49</b>	<b>53</b>	<b>76</b>	<b>44</b>	<b>69</b>	<b>42</b>			<b>551</b>
<b>Total Children Denied Shelter</b>													
Polk	0	0	0	0	0	0	0	0	0	0			0
Highlands	0	0	0	0	0	0	0	0	0	0			0
Hardee	0	0	0	0	0	0	0	0	0	0			0
<b>Total</b>	<b>0</b>	<b>0</b>	<b>0</b>	<b>0</b>	<b>0</b>	<b>0</b>	<b>0</b>	<b>0</b>	<b>0</b>	<b>0</b>			<b>0</b>
<b># Children Placed with Relative</b>													
Polk	52	16	24	35	15	29	43	22	34	24			294
Highlands	1	6	1	4	14	4	4	2	10	7			53
Hardee	0	0	0	0	1	0	4	0	3	1			9
<b>Total</b>	<b>53</b>	<b>22</b>	<b>25</b>	<b>39</b>	<b>30</b>	<b>33</b>	<b>51</b>	<b>24</b>	<b>47</b>	<b>32</b>			<b>356</b>
<b># Children Placed with Non Relative</b>													
Polk	7	2	4	6	2	7	3	8	7	3			49
Highlands	0	0	0	0	7	0	3	2	0	0			12
Hardee	0	1	3	0	0	0	0	0	0	0			4
<b>Total</b>	<b>7</b>	<b>3</b>	<b>7</b>	<b>6</b>	<b>9</b>	<b>7</b>	<b>6</b>	<b>10</b>	<b>7</b>	<b>3</b>			<b>65</b>
<b># Children Placed with Fictive Kin</b>													
Polk	0	0	0	0	0	0	0	1	0	0			1
Highlands	0	0	0	0	0	0	0	0	0	0			0
Hardee	0	0	0	0	0	0	0	0	0	0			0
<b>Total</b>	<b>0</b>	<b>0</b>	<b>0</b>	<b>0</b>	<b>0</b>	<b>0</b>	<b>0</b>	<b>1</b>	<b>0</b>	<b>0</b>			<b>1</b>
<b># Children Placed in Foster Care</b>													
Polk	16	7	10	13	10	12	19	8	8	7			110
Highlands	8	0	2	0	0	1	0	1	7	0			19
Hardee	0	0	0	0	0	0	0	0	0	0			0
<b>Total</b>	<b>24</b>	<b>7</b>	<b>12</b>	<b>13</b>	<b>10</b>	<b>13</b>	<b>19</b>	<b>9</b>	<b>15</b>	<b>7</b>			<b>129</b>

## % of Children Sheltered Placed in Foster Care Data as of 05/03/2021

Month	18-19	19-20	20-21
Jul	29.7%	32.1%	28.6%
Aug	23.3%	20.9%	21.9%
Sep	22.7%	15.2%	27.3%
Oct	29.4%	23.3%	22.4%
Nov	39.6%	18.8%	20.4%
Dec	26.0%	14.9%	24.5%
Jan	13.6%	12.9%	25.0%
Feb	19.8%	14.7%	20.5%
Mar	26.2%	30.6%	21.7%
Apr	10.0%	11.9%	16.7%
May	20.8%	25.0%	
Jun	21.2%	28.3%	
<b>FY Total</b>	<b>23.1%</b>	<b>20.7%</b>	<b>23.4%</b>

## Shelter Count for the Week of April 27 - May 03, 2021

	Polk	Highlands	Hardee
Shelters	5		2
Children Removed	8		6
Placed w/ a Relative	3		6
Placed w/a Non-Rel			
Placed w/a Fictive Kin			
Placed in Foster Care	5		



# Case Transfer Staffing Data

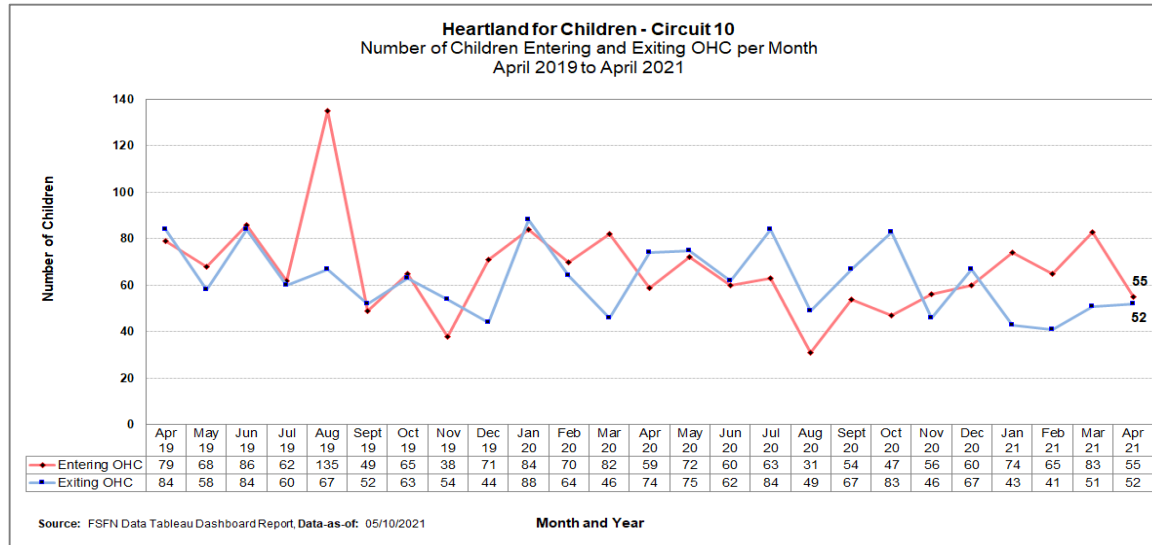
Case Transfer Data For Fiscal Year July 1, 2020 – June 30, 2021 - Data as of 05/04/21

	JUL	AUG	SEP	OCT	NOV	DEC	JAN	FEB	MAR	APR	MAY	JUN	20-21 Totals	19-20 Totals	18-19 Totals
<b>Number of Children</b>															
CHS	41	32	32	50	24	26	34	44	44	22	1		350	414	460
Devereux	34	60	23	25	21	26	33	43	40	46	2		353	439	482
OHU Polk	12	20	16	11	9	7	10	10	16	6	0		117	177	196
One Hope	44	52	43	29	38	62	56	52	45	45	2		468	518	548
<b>Total</b>	<b>131</b>	<b>164</b>	<b>114</b>	<b>115</b>	<b>92</b>	<b>121</b>	<b>133</b>	<b>149</b>	<b>145</b>	<b>119</b>	<b>5</b>		<b>1288</b>	<b>1548</b>	<b>1686</b>
<b>Out of Home Care</b>															
CHS	23	15	26	27	5	11	23	23	28	6	0		187	240	262
Devereux	24	38	12	16	13	9	21	31	18	29	2		213	253	291
OHU Polk	6	13	4	6	7	0	2	4	6	3	0		51	91	116
One Hope	11	16	3	2	8	28	11	11	19	12	2		123	106	125
<b>Total</b>	<b>64</b>	<b>82</b>	<b>45</b>	<b>51</b>	<b>33</b>	<b>48</b>	<b>57</b>	<b>69</b>	<b>71</b>	<b>50</b>	<b>4</b>		<b>574</b>	<b>690</b>	<b>794</b>
<b>In - Home Judicial</b>															
CHS	4	5	1	2	0	3	0	0	1	0	0		16	38	48
Devereux	0	5	0	2	5	3	2	2	0	0	0		19	40	37
OHU Polk	0	0	8	1	1	0	0	0	0	0	0		10	40	20
One Hope	0	0	0	0	2	0	1	0	0	0	0		3	8	11
<b>Total</b>	<b>4</b>	<b>10</b>	<b>9</b>	<b>5</b>	<b>8</b>	<b>6</b>	<b>3</b>	<b>2</b>	<b>1</b>	<b>0</b>	<b>0</b>		<b>48</b>	<b>126</b>	<b>116</b>

	JUL	AUG	SEP	OCT	NOV	DEC	JAN	FEB	MAR	APR	MAY	JUN	20-21 Totals	19-20 Totals	18-19 Totals
<b>Non-Judicial In - Home Services</b>															
CHS	12	6	4	15	13	6	7	10	13	12	1		99	90	110
Devereux	7	11	6	1	0	4	9	6	16	10	0		76	112	93
OHU Polk	6	6	4	2	0	1	6	6	10	1	0		48	31	52
One Hope	2	1	9	5	1	4	12	3	3	0	0		40	32	41
<b>Total</b>	<b>27</b>	<b>24</b>	<b>23</b>	<b>28</b>	<b>14</b>	<b>21</b>	<b>34</b>	<b>25</b>	<b>42</b>	<b>23</b>	<b>1</b>		<b>263</b>	<b>265</b>	<b>296</b>
<b>OCS / ICPC / Courtesy Supervision</b>															
CHS	0	0	0	0	0	0	0	0	0	0	0		0	0	0
Devereux	0	0	2	0	0	0	0	0	0	0	0		2	0	0
OHU Polk	0	0	0	0	0	0	0	0	0	0	0		0	0	0
One Hope	31	35	31	22	27	30	32	38	23	33	0		302	360	363
<b>Total</b>	<b>31</b>	<b>35</b>	<b>33</b>	<b>22</b>	<b>27</b>	<b>30</b>	<b>32</b>	<b>38</b>	<b>23</b>	<b>33</b>	<b>0</b>		<b>304</b>	<b>360</b>	<b>363</b>
<b>Reinstatement of Protective Services Supervision (Notice of Hearings)</b>															
CHS	0	1	0	3	5	5	3	4	1	3	0		25	8	12
Devereux	0	4	1	0	1	10	0	1	6	4	0		27	10	41
OHU Polk	0	4	0	0	0	0	0	0	0	0	0		4	8	2
One Hope	0	0	0	0	0	0	0	0	0	0	0		0	0	7
<b>Total</b>	<b>0</b>	<b>9</b>	<b>1</b>	<b>3</b>	<b>6</b>	<b>15</b>	<b>3</b>	<b>5</b>	<b>7</b>	<b>7</b>	<b>0</b>		<b>56</b>	<b>26</b>	<b>62</b>

# Children Entering & Exiting Care

Number of Children Entering and Exiting Out-of-Home Care per Month





## Neighbor to Family – Weekly & Monthly Census

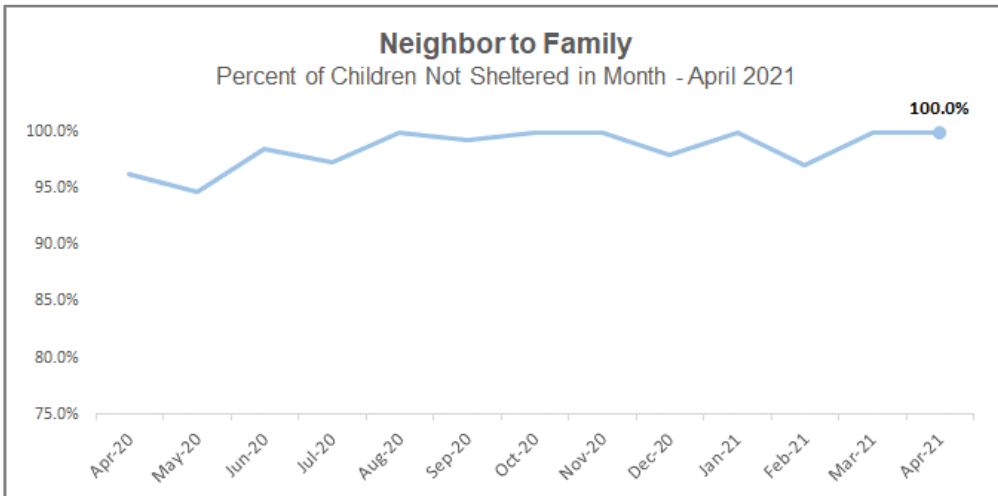
20-21 Fiscal Year to Month - Percentage of Children Not Sheltered: **98.1%**

*“very respectful and makes me feel like she cares.”*

- Parent Satisfaction Survey – Q: “What we are doing well?”

Neighbor To Family - Weekly Census Numbers		
Weekly Data 05/11/21 through 05/17/21		
Referral Type	Number of Families	Number of Children
CPI - Safety Management	0	0
CPI - Family Support	32	82
Specialized - Family Support	10	21
Prevention - Comm. Referral	43	90
Special Conditions Report	10	20
Nurturing Parenting	28	49
<b>NTF - Total Services</b>	<b>123</b>	<b>262</b>

NTF - Housing Resource Numbers	
Data since Inception to 05/17/21	
Referral Agency	Referrals
Children's Home Society (CHS)	60
Devereux (DEV)	30
One Hope United (OHU)	23
Neighbor To Family (NTF)	37
<b>Total Housing Referrals</b>	<b>150</b>



Referral Status and Housing Results	
Referrals - Active	10
Referrals - Closed	140
<b>Total Families Housed</b>	<b>18 Families</b>
<b>Total Children Housed</b>	<b>52 Children</b>

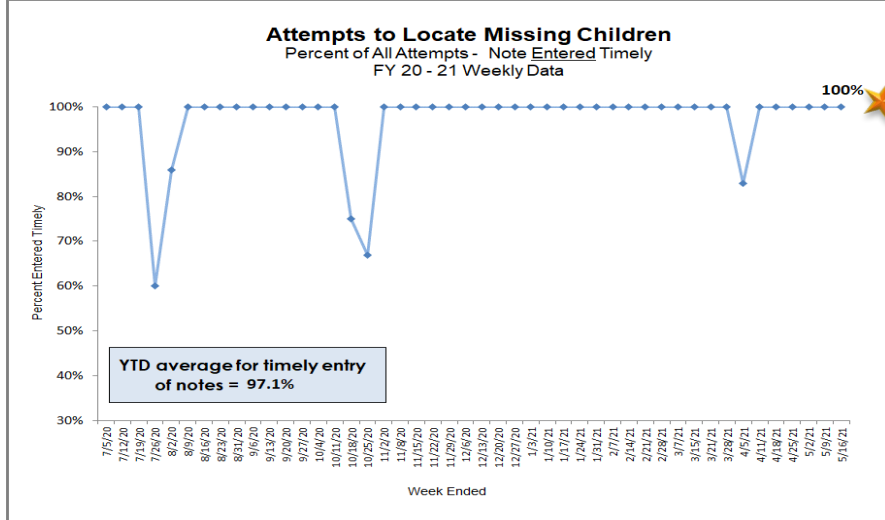
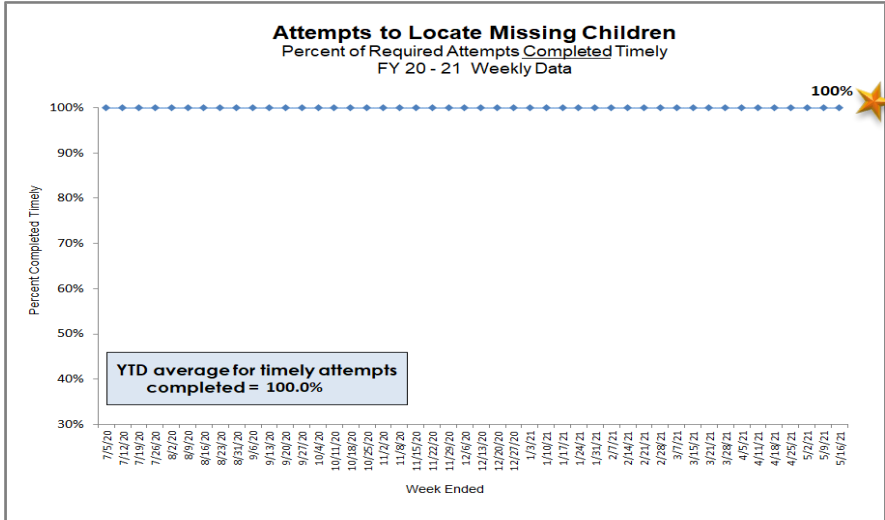
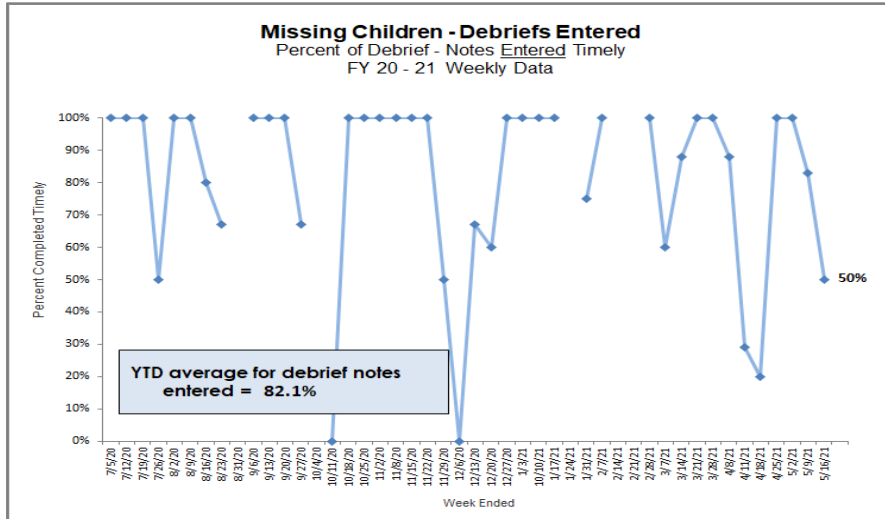
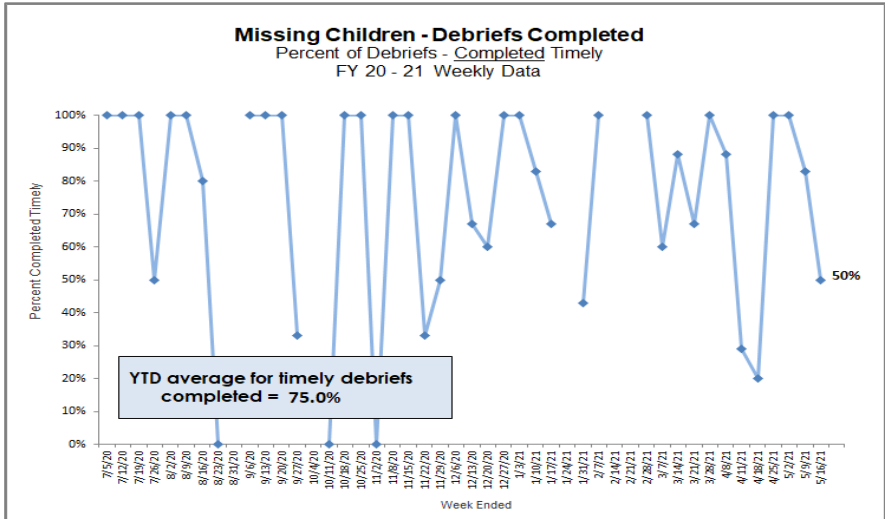




# Missing Children

HFC – DCF Circuit 10 Missing Youth Data as of Reporting Date

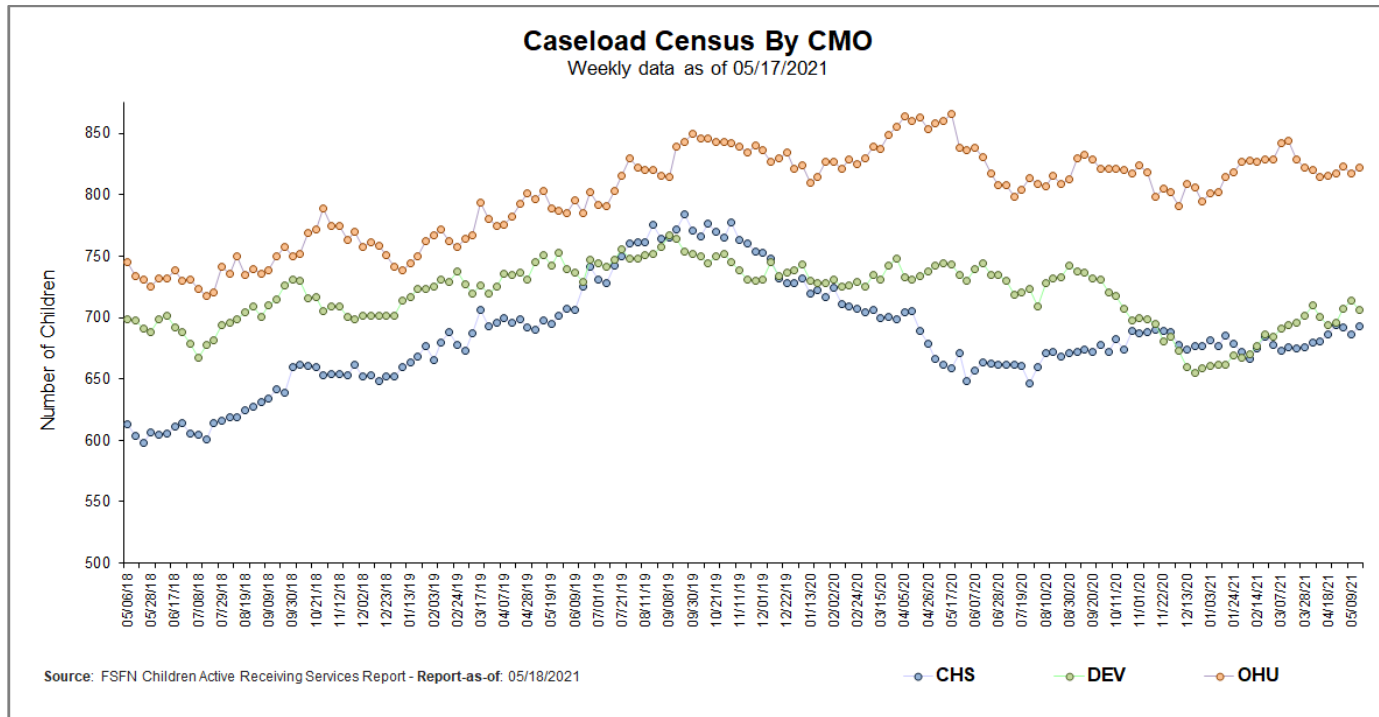
Weekly Data Week ending 05/16/2021					
	Current Missing	Late Reports	Late ATL	Recoveries	Late Debriefs
CHS	3				
DEV	2			4	2
OHU	3				
CPI					
<b>Total</b>	<b>8</b>	<b>0</b>	<b>0</b>	<b>4</b>	<b>2</b>



# Caseload Census Information

## CBC Services Weekly Caseloads By CMO

Number of Children by CMO Last 6 Reporting Periods						
Agency	4/11/2021	4/18/2021	4/25/2021	5/2/2021	5/9/2021	5/17/2021
CHS	681	686	694	692	686	693
DEV	701	694	696	707	714	706
OHU	815	816	817	823	817	822
<b>HFC Total</b>	<b>2197</b>	<b>2196</b>	<b>2207</b>	<b>2222</b>	<b>2217</b>	<b>2221</b>



# Caseload Census by Case Manager and Organization

Data as of 05/17/2021

Caseload of 1 - 5 Children		
CMO	Case Workers	#
OHU	Meinke, Danielle	5
DEV	Bain, Thamitchlard	5
DEV	Mullis, Felicia	5
DEV	Lott, Carla	4
DEV	Krieser, Madalynn	3
CHS	Bishop, Shane	2

Caseload of 16 - 24 Children		
CMO	Case Workers	#
CHS	Fort, Angela	24
OHU	Torres-Hincapie, Lina	24
CHS	Vegter, Hope	24
OHU	Boule, Adriana	24
OHU	Sanchez-Torres, Christian	24
OHU	Hobdy, Susan	23
OHU	Howe, Danielle	22
OHU	Johnson, Randi	22
OHU	Jauregui-Garza, Maria	21
OHU	Mcfadden, Phillisha	20
OHU	Shackleford, India	19
DEV	Toussaint, Marie	17

Caseload of 25 - 29 Children		
CMO	Case Workers	#
CHS	Johnson, Mariah	29
CHS	Cruz, Cheyleen	29
DEV	McNulty, Andriea	29
CHS	Baker, Ayshia	28
DEV	Davis, Katelyn	28
DEV	Willingham, Jadashia	28
CHS	Torres, Alexandra	28
CHS	Yates, Michelle	28
OHU	Southall, Akeva	28
DEV	Cruz, Jasmine	27
CHS	Harris, Michael	27
OHU	Jackson, Jenesis	27
CHS	Martell, Raquel	27
OHU	Smith, Lorie	27
OHU	Findley, Angela	26
CHS	Webster, Sabrina	26
CHS	Gellibert, Jill	26
CHS	Hiers, Katherine	26
OHU	Beach-Solmo, Amber	26
DEV	Cottle, Glenasia	26
OHU	Colon, Lisette	26
DEV	Marini, Kathryn	25
OHU	Followell, Amanda	25
CHS	Anglin, Latoya	25
CHS	Washington, Chastity	25
OHU	Cleveland, Tammy	25

Caseload of 30+ Children		
CMO	Case Workers	#
OHU	Washington, Woodrica	52
OHU*	Gonzalez, Jesus	48
OHU*	Pittard, Deangelo	40
CHS	Brooks, Anacia	38
DEV	Pierce, Pamela	36
DEV	Louis, Rachelle	36
DEV	Johnson, Mykira	35
OHU*	Simmons, Shannon	35
DEV	Mendoza, Elizabeth	34
DEV	Bailon, Margarita	34
DEV	Bain, Nehemitchlard	33
DEV	Cartagena, Maria	33
CHS	Luebke, Nicole	33
CHS	Nettles, Markisha	33
OHU*	Tucker, Raymona	32
DEV	Boatwright, Tamora	32
DEV	Brown, Marnell	31
DEV	Bickel, Sherry	31
DEV	Coleman, Tangela	31
CHS	Williamson, Abigail	31
OHU	King, Lora	30
CHS	Harder, Rachel	30
CHS	Mccalebb, Phalan	30
CHS	Sloan, Taylor	30
DEV	Lynch, Rodina	30
CHS	Owens, Sheltanya	30

Caseload of 6 - 15 Children		
CMO	Case Workers	#
OHU	Guzman, Maria	15
OHU	Gilchrist, Letecia	15
DEV	Dedrick, Dawn	14
OHU	Stevenson, Trina	14
DEV	Jones, Barbara	13
CHS	Copeland, Kiana	13
OHU	Jones, Alicia	12
CHS	Cortes, Jennifer	11
DEV	Mckenzie, Natallia	11
DEV	Balmaceda, Stephanie	10
OHU	Descalso, Megan	10
OHU	West, Qunesha	9
OHU	Mendez, Natalie	8
DEV	Workman, Abigail	6

Adoption Specialist ( Non-ICPC Cases )		
CMO	Case Workers	#
OHU	Lockwood, Roneshia	22
CHS	Nunzio, Nicole	13
DEV	Collins, Sara	4
DEV	Hampton, Sharday	1

Unit Supervisors Carrying Cases		
CMO	Case Workers	#
OHU	ownfield-Salahuddi, Court	29
OHU	Lisbon, Ellarie	13
OHU	Nappier, Tammy	6
OHU	Newton, Kimberly	3
CHS	Humber, John	1

FTC Facilitators Carrying Cases		
CMO	Case Workers	#
DEV	Porter, Ineisha	10

Independent Living - Young Adults		
CMO	Case Workers	#
DEV	Gadson, Berlendah	24
CHS	Raines, Todd	23
DEV	O'Connor, Michelle	20
OHU	Thomas, Taylor	14
CHS	Nieves, Carlos	3
OHU	Vazquez, Roger	1

\*These OHU case managers contain caseloads that are over 70% OCS cases. On average an OCS case compares to 1.54 regular cases (i.e., 20 OCS cases approx. equals 13 regular cases).

All CHS case managers are supported by Case-Aim support. On average a Case-Aim supported case compares to 1.33 regular cases (i.e., 20 cases with Case-Aim approx. equals 15 cases without Case-Aim support).

## Caseload Census Information

Case Manager Caseload Breakdown by Agency – Data as of 05/17/2021

Count of Case Managers Within a Caseload Range							
CMO	1-5 Children in Caseload	6-15 Children in Caseload	16-24 Children in Caseload	25-29 Children in Caseload	30+ Children in Caseload	Total Case Managers*	Avg # of Children per CM
CHS	1	2	2	12	8	25	27.7
DEV	4	5	1	6	12	28	25.2
OHU	1	7	9	8	6	31	26.5
# of CMs	6	14	12	26	26	84	26.4

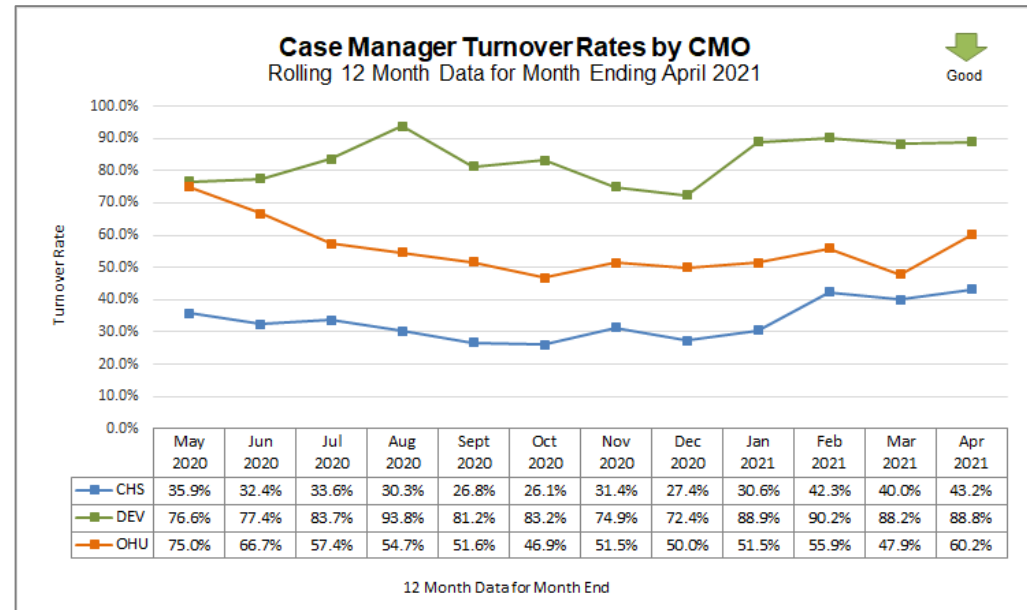
Percent of Case Managers That Are at or Under the National Caseload Standard of 15			
CMO	# Case Managers	# with Caseload at 15 or lower	Percent at 15 or lower
CHS	25	3	12.0%
DEV	28	9	32.1%
OHU	31	8	25.8%
HFC	84	20	23.8%

\* Data Excludes Unit Supervisors, Non-ICPC Adoption, FTC Facilitators, IL CMs & Resigned CMs Count

## Case Management Organization Turnover

12 Month Case Manager Turnover Rates by Agency

Employee Turnover Rates By CMO 12 Month Data for Month Ended April 2021		
CMO	Case Manager	Case Manager Supervisor
CHS	43.2%	47.1%
DEV	88.8%	8.7%
OHU	60.2%	31.6%



## Healthcare Information

Data Entered Into FSFN for Children in Out-of-Home Care

Health Information in FSFN for Children in OHC as of 05/17/21						
Agency	# of Children in OHC	% With a Medical Record in FSFN	% With Medical Service in last 12 Months	% With Dental Service in Last 7 months	% with Immunizations Up to Date	Overall Performance
CHS	432	100.0%	96.3%	91.5%	99.1%	95.6%
DEV	456	100.0%	99.6%	92.2%	96.5%	96.1%
OHU	400	100.0%	100.0%	93.5%	99.3%	97.6%
<b>HFC</b>	<b>1288</b>	<b>100.0%</b>	<b>98.6%</b>	<b>92.4%</b>	<b>98.2%</b>	<b>96.4%</b>

Source: FSFN report "Healthcare Service Information for Children in Out-of-home Care Daily Listing - OCWDRU"

Health Information in FSFN as of 05/17/21				
Agency	# of Missing Medical Records	# of Medical Appointments Needing Update	# of Dental Appointments Needing Update	# of Immunization Needing Update
CHS	0	16	23	4
DEV	0	2	20	16
OHU	0	0	16	3
<b>Total</b>	<b>0</b>	<b>18</b>	<b>59</b>	<b>23</b>

Source: "Healthcare Service Information for OHC - Daily Listing - OCWDRU"

## Scorecard Measures 9 & 10 - Children Receiving Healthcare Services

SM 9 - Percent of children in out-of-home care who have received medical services in the last 12 months – Target = 95.0%

SM 10 - Percent of children in out-of-home care who have received dental services in the last 7 months – Target = 95.0%

Scorecard Measure #9 - 06/30/21 (snapshot) Children Receiving Medical Services Within Last 12 Mths FY 20-21 - 4th Qtr as of 05/17/21			
Agency	Appointment within last 12 mths	Total Children out-of-home care	Percent Medical Services Received
CHS	415	431	96.3%
DEV	451	453	99.6%
OHU	400	400	100.0%
<b>Total</b>	<b>1266</b>	<b>1284</b>	<b>98.6%</b>

Number of Medical Visits to Achieve SM09 Target – **Achieved**

Scorecard Measure #10 - 06/30/21 (snapshot) Children Receiving Dental Services Within Last 7 Mths FY 20-21 - 4th Qtr as of 05/17/21			
Agency	Appointment within last 7 mths	Total Children out-of-home care	Percent Dental Services Received
CHS	246	269	91.4%
DEV	235	254	92.5%
OHU	231	247	93.5%
<b>Total</b>	<b>712</b>	<b>770</b>	<b>92.5%</b>

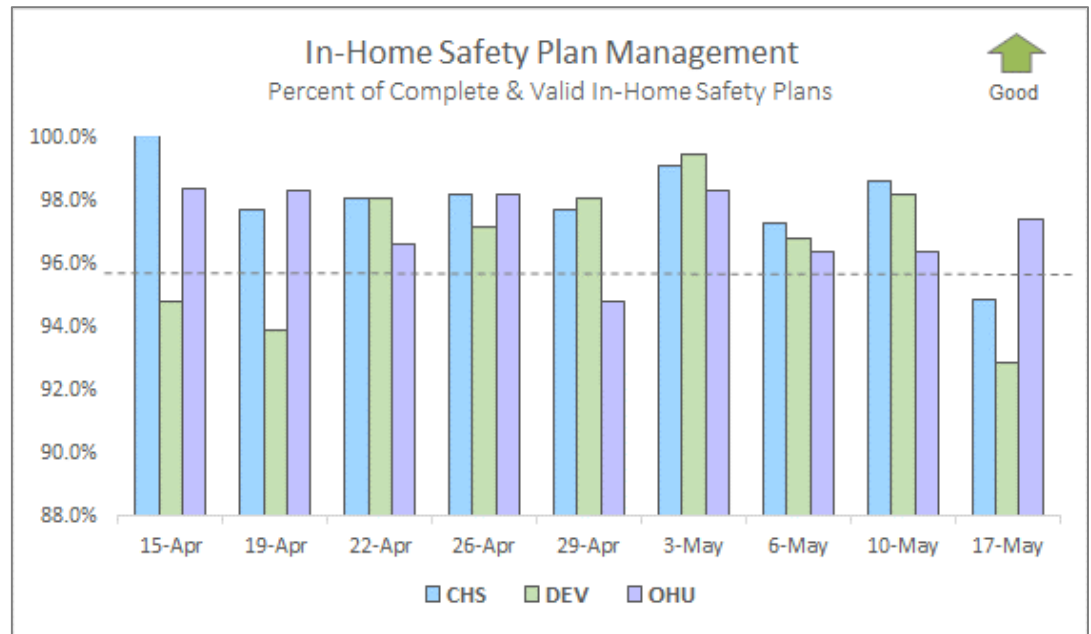
Number of Dental Visits to Achieve SM10 Target – **20 Children**



# In-Home Safety Plan Management

Percent of Completed In-Home Safety Plans under 180 Effective Days – Target: **95%**

In-Home Safety Plan Management				
Percent of <u>Completed</u> In-Home Safety Plans under 180 <u>Effective</u> Days				
Agency	No -or- Expired Safety Plans	Complete & Valid Safety Plans	Total Required Safety Plans	Percentage Complete
CHS	12	224	236	94.9%
DEV	16	209	225	92.9%
OHU	3	112	115	97.4%
<b>HFC Total*</b>	<b>31</b>	<b>547</b>	<b>578</b>	<b>94.64%</b>

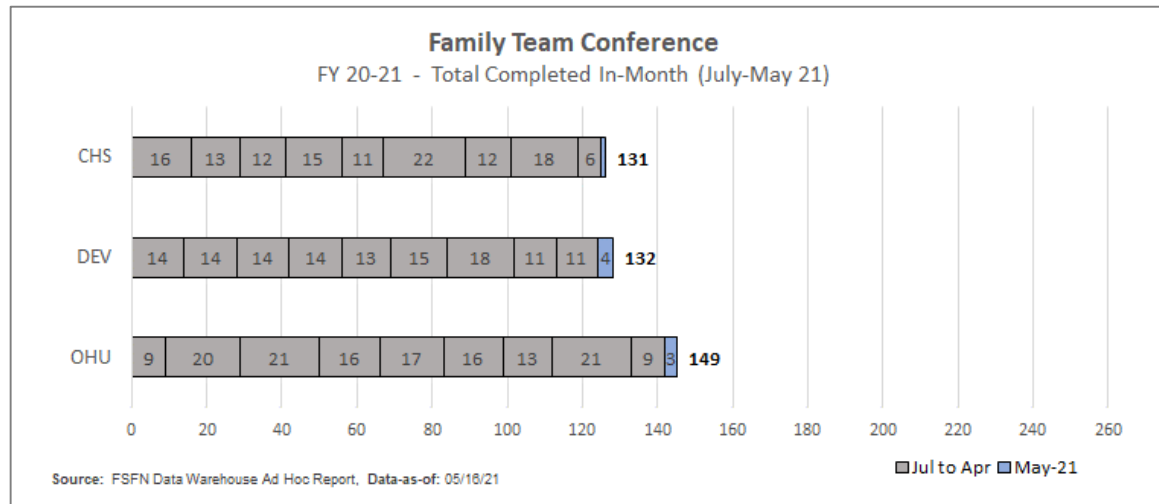


Source: FSFN Report "Case Management Safety Management Listing", Data-as-of: 05/17/21



## Family Team Conferences Completed

FY20-21 – July 2020 to May 2021



## Monthly Birth Parent Contacts

Target = 70% Mothers and 50% Fathers - seen monthly

Birth Parent Contact Required and Completed - 05/01/21 to 5/31/21							
AGENCY	# Moms Required	# Moms Completed	Mom % Completed	# Dads Required	# Dads Completed	Dad % Completed	Combined Average
CHS	206	57	27.7%	141	25	17.7%	22.7%
DEV	254	88	34.6%	153	40	26.1%	30.4%
OHU	179	98	54.7%	115	36	31.3%	43.0%
<b>TOTAL</b>	<b>639</b>	<b>243</b>	<b>38.03%</b>	<b>409</b>	<b>101</b>	<b>24.69%</b>	<b>31.4%</b>

Source: FSFN "On-Demand Active Children Receiving Services" Report; Data-as-of: 05/16/21



## Child Placement Agreement – Current Errors

Child Placement Agreement Errors Data as of 05/17/2021					
Agency	New CPA Needed	Need to Upload Signed Agreement	Need Supervisor Approval	Need to Close CPA	Total
CHS	1	1	1		3
DEV	1	3	2		6
OHU	1	1	1		3
<b>Total</b>	3	5	4	0	12

## Health Risk Assessments

Forms must be submitted by Friday each week or by month-end to avoid penalties

Health Risk Assessment's Due by the Number of Weeks on List Data as of 05/17/2021				
Agency	Greater than 2 weeks	1 - 2 weeks	Less than 1 week	Grand Total
CHS				
DEV				
OHU				
<b>Total</b>				





## Data Exceptions: Placements

Placement Exceptions by Number of Weeks on List

Data-as-of: 05/17/21

Agency	Greater than 2 weeks	1 - 2 weeks	Less than 1 week	Grand Total
CHS			11	11
DEV			7	7
OHU			4	4
CPI			4	4
NTF				0
SCARF				0
<b>Total</b>	<b>0</b>	<b>0</b>	<b>26</b>	<b>26</b>

Placement Exceptions Totaled By Agency

Last 6 Reporting Periods

Agency	4/12/2021	4/18/2021	4/25/2021	5/3/2021	5/9/2021	5/17/2021
CHS	0	9	8	4	4	11
DEV	2	1	5	0	4	7
OHU	1	6	4	0	1	4
CPI	0	14	1	4	7	4
NTF	1	4	0	0	1	0
SCARF	0	0	0	0	1	0
<b>Total</b>	<b>4</b>	<b>34</b>	<b>18</b>	<b>8</b>	<b>18</b>	<b>26</b>

## Data Exceptions: AFCARS

Data for Reporting Period: 04/01/21 – 09/30/21

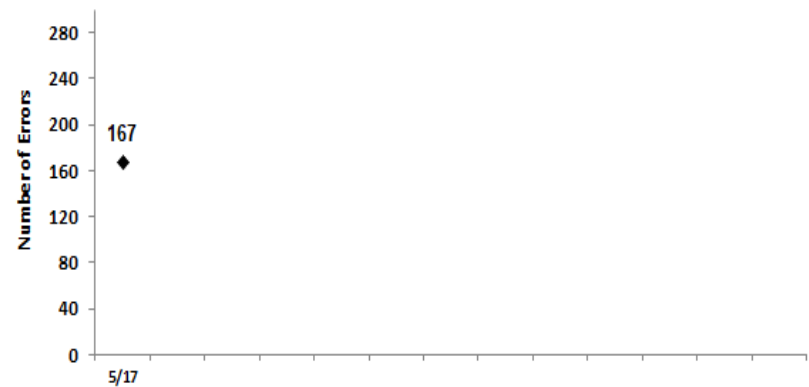
AFCARS Foster Care Report

Agency	Child Info	Provider	Legal	Mother Married	Transition Errors	Cannot Correct	Total
CHS		10	33	2	14	6	65
DEV	1	11	28	4	12	2	58
OHU		4	28	2	5	5	44
CPI							0
<b>Total</b>	<b>1</b>	<b>25</b>	<b>89</b>	<b>8</b>	<b>31</b>	<b>13</b>	<b>167</b>

Source: FSN AFCARS Foster Error Report & OCWRDU Rpt-as-of: 05/17/21

AFCARS Foster Care Errors

Weekly FSN Data as 05/17/21



## Family Functioning Assessment – Methodology Cases

Timeliness of FFA “Approval” on Methodology Cases, Data-as-of: 05/16/21

FFA-Ongoing Approval & Case Transfer Staffing Date Clean-up Report Compliance tracking for cases entering care with a Methodology requirement				
Agency	Not Approved ( 30+ days )	New Child CTS ( w/ active Approval )	New FFA-O Needed ( w/ prior Approval )	Incorrect Approval ( w/ active Approval )
CHS		2	4	
DEV			3	
OHU		2		
<b>HFC TOTAL</b>	0	4	7	0

### CMO Contract Measure 11 – 4th Quarter

Percent of Active Methodology Cases with an Approved FFA-O Data as of 05/16/21				
Agency	Not Approved	Approved	Grand Total	Percent Approved
CHS	8	324	332	97.6%
DEV	11	340	351	96.9%
OHU	9	262	271	96.7%
<b>HFC Total</b>	<b>28</b>	<b>926</b>	<b>954</b>	<b>97.1%</b>

Percentage of Family Functioning Assessments Approved within 30 days of Case Transfer Staffing 4th Quarter-to-Date as of 05/16/21			
Agency	Timely ( < 30 Days )	FFA Approvals ( 4th Qtr )	Completed Timely
CHS	20	20	100.0% ★
DEV	22	23	95.7% ★
OHU	24	24	100.0% ★
<b>HFC TOTAL</b>	<b>66</b>	<b>67</b>	<b>98.5%</b>

FY 20-21 Target = 95% and above.



## Parents As Partners – Upcoming Event

Zoom Meeting on May 27<sup>th</sup> at 5:30pm

# PARENTS AS PARTNERS

**When:** May 27<sup>TH</sup> **Time:** 5:30 PM

**Via ZOOM:** <https://chsfl.zoom.us/j/2921301348>

**Meeting ID:** 292 130 1348

**With Special Guest:**

Alretha McKenzie, CHS Therapist

Call to register and attend to receive your \$20 gift card  
Reunified guests will register and receive a Reunification Gift  
from CHS/Give Well.

Please R.S.V.P. to **Sandi Denmark – (863) 450-0995 via text or call.**



“The greatest fear in the world is the opinion of others, and the moment you are unafraid of the crowd, you are no longer a sheep, you become a lion. A great roar arises in your heart, the roar of freedom.”

~ Osho



# RESOURCE NEWS FLASH... May 19, 2021

## Mental Health Resources

**Mental Health Awareness Month** – May is Mental Health Awareness Month. Each year millions of Americans face the reality of living with a mental illness. The month's awareness is to fight stigma, provide support, educate the public and advocate for policies that support people with mental illness and their families. For 2021's Mental Health Awareness Month NAMI will continue to amplify the message of "You Are Not Alone." We will use this time to focus on the healing value of connecting in safe ways, prioritizing mental health and acknowledging that it is okay to not be okay. More information on mental health can be found at: <https://www.nami.org/Get-Involved/Awareness-Events/Mental-Health-Awareness-Month> and [www.centerforchildwelfare.org/MentalHealthResources.shtml](http://www.centerforchildwelfare.org/MentalHealthResources.shtml).

**NAMI Basics** – NAMI Basics is for parents or caregivers of children or teens with mental illnesses or feelings and/or behaviors such as rage, mood swings, anxiety, depression, and self-harm. Class covers strategies regarding how to improve behaviors, how to get help at school, pros/cons of medications, working with medical professionals, and how to take care of yourself. Courses are conducted live on Zoom. To register and/or get more information, call 352-335-7770 or email [info@namigainesville.org](mailto:info@namigainesville.org).

## Water Safety and Activity Resources

**Swimming Lessons in Polk County** – The City of Winter Haven is offering lessons for all age groups at two different locations beginning June 7<sup>th</sup> and running through July. For more information, call Aquatics at 863-268-6766 or email [nsteele@mywinterhaven.com](mailto:nsteele@mywinterhaven.com).

**Aqua Fitness** – If your child or youth needs more time in the pool, try Aqua Fitness at the Rowdy Gaines Olympic Pool (210 Cypress Gardens Blvd., Winter Haven) on Wednesdays from 9:30-10:30am. For more information, call Aquatics at 863-268-6766.

## Health Resources

**COVID-19 Info** – The following link will take you to information about COVID-19, ways to protect yourself, and what to do if you think you are sick. <https://www.cdc.gov/coronavirus/2019-ncov/index.html>.

For more information specific to Florida, go to <http://www.floridahealthcovid19.gov/>. A call center is available 24/7 – (866) 779-6121 – or email [COVID-19@flhealth.gov](mailto:COVID-19@flhealth.gov).

For more information as to vaccines, go to <https://floridahealthcovid19.gov/covid-19-vaccines-in-florida/>

## Education Resources

**School Information** – Please check the website for your county regularly for important information and deadlines.

Hardee County: <http://www.hardee.k12.fl.us/>  
Highlands County: <https://www2.highlands.k12.fl.us/>  
Polk County: <https://polkschoolsfl.com/>

## Teen Resources

**Normalcy** - Research shows that normalcy is essential for the social, emotional, and cognitive development of young people. Children in foster care may face many challenges; however, they are entitled to the same opportunities to experience "normal" growing up activities that are typical among their peers who are not in foster care. The "Reasonable and Prudent Parent" standard incorporated in the law allows foster parents to give foster children permission to do daily, age appropriate, activities such as joining a school athletic team, getting a driver's license or going to the beach with friends without the unnecessary involvement of case managers, provider agencies or the court system. For related resources go to <http://www.qpiflorida.org/normalcy.html>; <http://www.centerforchildwelfare.org/NormalcyResources.shtml>; <https://keystoindependencefl.com/>.

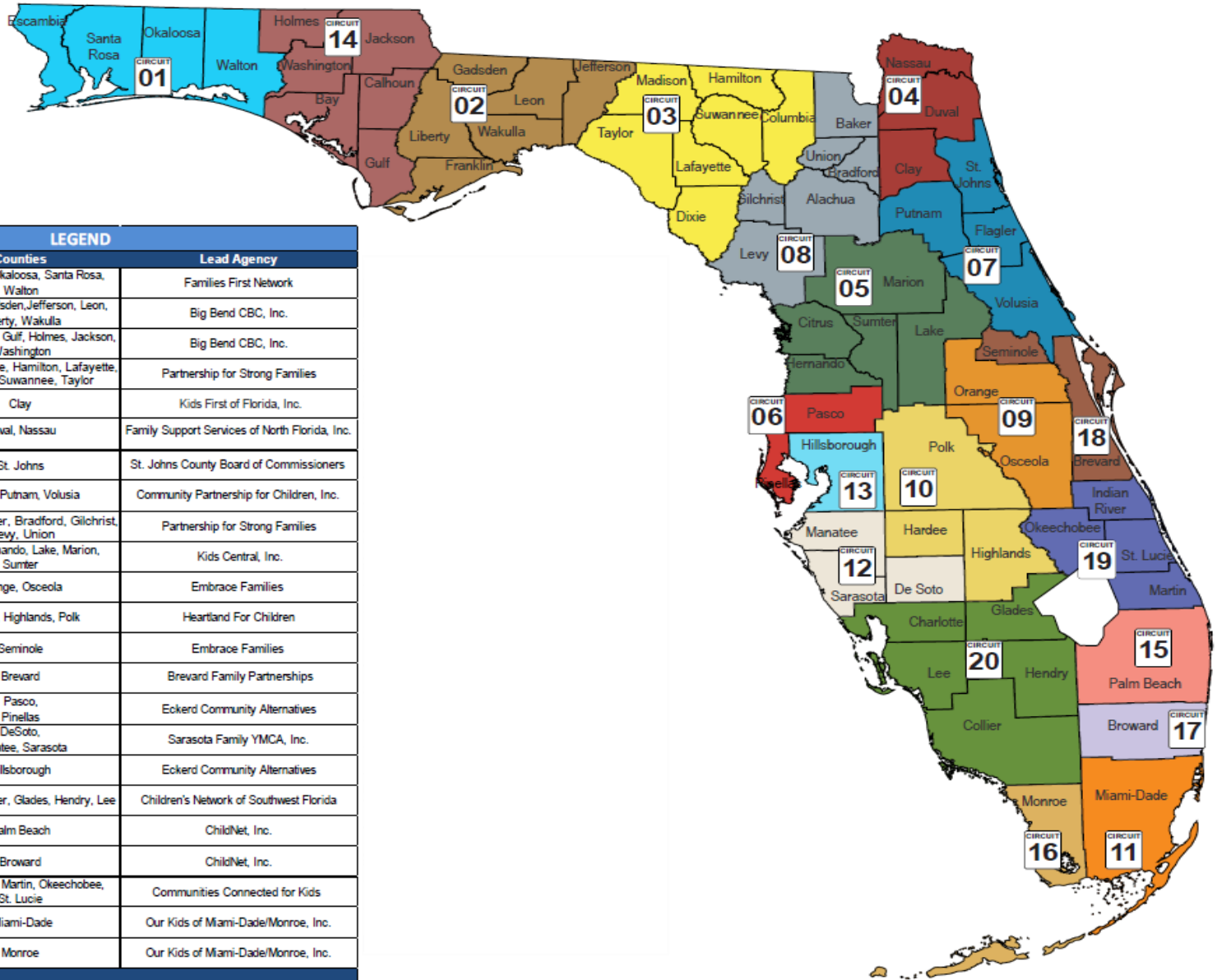
**Teen Summer Challenge** - Camp Fire Sunshine has an opportunity for teens entering the 6<sup>th</sup>-12<sup>th</sup> grade to earn community service hours starting June 7<sup>th</sup> through July 30<sup>th</sup>. There are many different service project opportunities and the chance to earn 4-8 hours per day. For more info about the challenge and other teen programs available during the summer, call 863-688-5491 or go to [www.campfire-sunshine.org](http://www.campfire-sunshine.org).



Community Based Care: Hardee, Highlands & Polk Counties



# Community Based Care Lead Agency Map



LEGEND			
Circuit	Region	Counties	Lead Agency
1	Northwest	Escambia, Okaloosa, Santa Rosa, Walton	Families First Network
2		Franklin, Gadsden, Jefferson, Leon, Liberty, Wakulla	Big Bend CBC, Inc.
14		Bay, Calhoun, Gulf, Holmes, Jackson, Washington	Big Bend CBC, Inc.
3	Northeast	Columbia, Dixie, Hamilton, Lafayette, Madison, Suwannee, Taylor	Partnership for Strong Families
4		Clay	Kids First of Florida, Inc.
4		Duval, Nassau	Family Support Services of North Florida, Inc.
7		St. Johns	St. Johns County Board of Commissioners
7		Flagler, Putnam, Volusia	Community Partnership for Children, Inc.
8		Alachua, Baker, Bradford, Gilchrist, Levy, Union	Partnership for Strong Families
5		Citrus, Hernando, Lake, Marion, Sumter	Kids Central, Inc.
9	Central	Orange, Osceola	Embrace Families
10		Hardee, Highlands, Polk	Heartland For Children
18		Seminole	Embrace Families
18		Brevard	Brevard Family Partnerships
6		Pasco, Pinellas	Eckerd Community Alternatives
12	SunCoast	DeSoto, Manatee, Sarasota	Sarasota Family YMCA, Inc.
13		Hillsborough	Eckerd Community Alternatives
20	Southeast	Charlotte, Collier, Glades, Hendry, Lee	Children's Network of Southwest Florida
15		Palm Beach	ChildNet, Inc.
17		Broward	ChildNet, Inc.
19	Southern	Indian River, Martin, Okeechobee, St. Lucie	Communities Connected for Kids
11		Miami-Dade	Our Kids of Miami-Dade/Monroe, Inc.
16		Monroe	Our Kids of Miami-Dade/Monroe, Inc.